

# ภาคผนวก จ

---

ใบรับรองการสอบเทียบเครื่องมือ



right solutions.  
right partner.

รายการเครื่องมือที่ใช้ในการวิเคราะห์ / ทดสอบ

Sample Name	Parameter	Equipment Name	ID No.	Calibrated Date	Next Cal	Freq. Calibrate (Months)
Ambient	Total Suspended Particulate	High Volume	RYG_FS0663	-	-	On site Calibration
Ambient	Total Suspended Particulate	High Volume	RYG_FS0393	-	-	On site Calibration
Ambient	Total Suspended Particulate	High Volume	RYG_FS0173	-	-	On site Calibration
Ambient	Total Suspended Particulate	High Volume	RYG_FS0662	-	-	On site Calibration
Ambient	Total Suspended Particulate	Digital Balance	RYG_EN0001	22-Feb-24	22-Feb-25	12
Ambient	Particulate Matter (PM-10)	High Volume	RYG_FS0667	-	-	On site Calibration
Ambient	Particulate Matter (PM-10)	High Volume	RYG_FS0192	-	-	On site Calibration
Ambient	Particulate Matter (PM-10)	High Volume	RYG_FS0186	-	-	On site Calibration
Ambient	Particulate Matter (PM-10)	High Volume	RYG_FS0189	-	-	On site Calibration
Ambient	Particulate Matter (PM-10)	Digital Balance	RYG_EN0001	22-Feb-24	22-Feb-25	12
Ambient	Nitrogen Dioxide	NO <sub>2</sub> Analyzer	RYG_FS0255	4-Jan-24	4-Jul-24	6
Ambient	Nitrogen Dioxide	NO <sub>2</sub> Analyzer	RYG_FS0459	4-Jan-24	4-Jul-24	6
Ambient	Nitrogen Dioxide	NO <sub>2</sub> Analyzer	RYG_FS0272	4-Jan-24	4-Jul-24	6
Ambient	Nitrogen Dioxide	NO <sub>2</sub> Analyzer	RYG_FS0551	4-Jan-24	4-Jul-24	6
Ambient	Sulfur Dioxide	SO <sub>2</sub> Analyzer	RYG_FS0254	4-Jan-24	4-Jul-24	6
Ambient	Sulfur Dioxide	SO <sub>2</sub> Analyzer	RYG_FS0271	4-Jan-24	4-Jul-24	6
Ambient	Sulfur Dioxide	SO <sub>2</sub> Analyzer	RYG_FS0462	4-Jan-24	4-Jul-24	6
Ambient	Sulfur Dioxide	SO <sub>2</sub> Analyzer	RYG_FS0458	4-Jan-24	4-Jul-24	6
Ambient	Wind Speed / Wind Direction	Wind Speed / Wind Direction	RYG_FS0329	18-Aug-23	18-Feb-25	18
Ambient	Wind Speed / Wind Direction	Wind Speed / Wind Direction	RYG_FS0411	10-Feb-23	10-Aug-24	18
Ambient	Wind Speed / Wind Direction	Wind Speed / Wind Direction	RYG_FS0412	10-Feb-23	10-Aug-24	18
Ambient	Wind Speed / Wind Direction	Wind Speed / Wind Direction	RYG_FS0328	18-Aug-23	18-Feb-25	18
Ambient	1,3-Butadiene	GC-MSD	RYG_EN0136	5-Jan-24	4-Jul-25	18
Ambient	Styrene	GC-MSD	RYG_EN0136	5-Jan-24	4-Jul-25	18
Ambient	Cyclohexane	GC-MSD	RYG_EN0136	5-Jan-24	4-Jul-25	18
Ambient	Toluene	GC-MSD	RYG_EN0136	5-Jan-24	4-Jul-25	18
Stack	1,3-Butadiene	Pitot Tube	BKK_FS0560	8-Jan-24	8-Jul-24	6
Stack	1,3-Butadiene	Flue gas Analyzer	RYG_FS0565	13-Nov-23	12-Nov-24	12
Stack	1,3-Butadiene	Field Rotameter	RYG_FS0198	1-Apr-24	1-Jul-24	3
Stack	1,3-Butadiene	Field Rotameter	RYG_FS0658	1-Apr-24	1-Jul-24	3
Stack	1,3-Butadiene	GC-MSD	BKK_EN0119	18-Apr-23	18-Oct-24	18
Stack	Oxides of Nitrogen	Console Control Unit	BKK_FS0556	8-Jan-24	8-Jul-24	6
Stack	Oxides of Nitrogen	Pitot Tube	BKK_FS0560	8-Jan-24	8-Jul-24	6
Stack	Oxides of Nitrogen	Flue gas Analyzer	RYG_FS0565	13-Nov-23	12-Nov-24	12
Stack	Oxides of Nitrogen	Vacuum Gauge	RYG_FS0333	30-Mar-23	30-Sep-24	18
Stack	Oxides of Nitrogen	SPECTROPHOTOMETER	RYG_EN0179	18-Sep-23	18-Mar-25	18
Stack	Cyclohexane	Pitot Tube	BKK_FS0560	8-Jan-24	8-Jul-24	6
Stack	Cyclohexane	Flue gas Analyzer	RYG_FS0565	13-Nov-23	12-Nov-24	12
Stack	Cyclohexane	Field Rotameter	RYG_FS0198	1-Apr-24	1-Jul-24	3
Stack	Cyclohexane	Field Rotameter	RYG_FS0658	1-Apr-24	1-Jul-24	3
Stack	Cyclohexane	GC-FID	BKK_EN0126	21-Apr-23	21-Oct-24	18
Stack	Sulfur Dioxide	Console Control Unit	BKK_FS0556	8-Jan-24	8-Jul-24	6
Stack	Sulfur Dioxide	Pitot Tube	BKK_FS0560	8-Jan-24	8-Jul-24	6
Stack	Sulfur Dioxide	Flue gas Analyzer	RYG_FS0565	13-Nov-23	12-Nov-24	12
Stack	Sulfur Dioxide	Dry Gas	BKK_FS0563	8-Jan-24	8-Jul-24	6
Stack	Total Suspended Particulate	Console Control Unit	BKK_FS0556	8-Jan-24	8-Jul-24	6
Stack	Total Suspended Particulate	Pitot Tube	BKK_FS0560	8-Jan-24	8-Jul-24	6
Stack	Total Suspended Particulate	Flue gas Analyzer	RYG_FS0565	13-Nov-23	12-Nov-24	12
Stack	Total Suspended Particulate	Digital Balance	RYG_EN0003	22-Feb-24	22-Feb-25	12
Workplace	1,3-Butadiene	Field Rotameter	BKK_FS1006	4-Jan-24	4-Apr-24	3
Workplace	1,3-Butadiene	Field Rotameter	RYG_FS0199	1-Apr-24	1-Jul-24	3
Workplace	1,3-Butadiene	GC-MSD	BKK_EN0119	18-Apr-23	18-Oct-24	18
Workplace	Cyclohexane	Field Rotameter	BKK_FS1006	4-Jan-24	4-Apr-24	3
Workplace	Cyclohexane	Field Rotameter	RYG_FS0199	1-Apr-24	1-Jul-24	3
Workplace	Cyclohexane	GC-FID	BKK_EN0126	21-Apr-23	21-Oct-24	18
Workplace	Formaldehyde	Field Rotameter	BKK_FS1006	4-Jan-24	4-Apr-24	3
Workplace	Formaldehyde	Field Rotameter	RYG_FS0199	1-Apr-24	1-Jul-24	3
Workplace	Formaldehyde	GC-FID	BKK_EN0126	21-Apr-23	21-Oct-24	18
Workplace	Styrene	Field Rotameter	BKK_FS1006	4-Jan-24	4-Apr-24	3
Workplace	Styrene	Field Rotameter	RYG_FS0655	1-Apr-24	1-Jul-24	3



right solutions.  
right partner.

รายการเครื่องมือที่ใช้ในการวิเคราะห์ / ทดสอบ

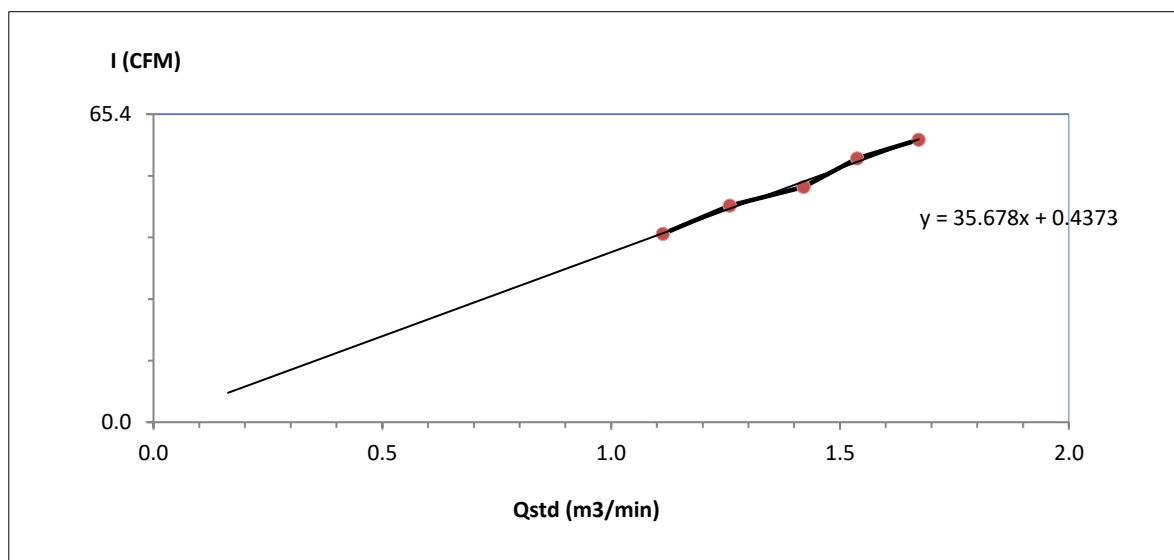
Sample Name	Parameter	Equipment Name	ID No.	Calibrated Date	Next Cal	Freq. Calibrate (Months)
Workplace	Styrene	GC-MSD	BKK_EN0119	18-Apr-23	18-Oct-24	18
Workplace	Toluene	Field Rotameter	BKK_FS1006	4-Jan-24	4-Apr-24	3
Workplace	Toluene	Field Rotameter	RYG_FS0655	1-Apr-24	1-Jul-24	3
Workplace	Toluene	GC-MSD	BKK_EN0119	18-Apr-23	18-Oct-24	18
Noise	Leq 24 hrs	Sound Calibrator	RYG_FS0496	26-Jan-24	25-Jan-25	12
Noise	Leq 24 hrs	Sound Level Meter	RYG_FS0030	25-Jan-24	24-Jan-25	12
Noise	Leq 24 hrs	Sound Level Meter	RYG_FS0031	10-Aug-23	10-Aug-24	12
Noise	Leq 24 hrs	Sound Level Meter	RYG_FS0301	12-Jan-24	11-Jan-25	12
Noise	Leq 12 hrs	Sound Calibrator	RYG_FS0215	20-Sep-23	20-Sep-24	12
Noise	Leq 12 hrs	Sound Level Meter	RYG_FS0031	10-Aug-23	10-Aug-24	12
Noise	Leq 12 hrs	Sound Level Meter	RYG_FS0301	12-Jan-24	11-Jan-25	12
Noise	Leq 12 hrs	Sound Level Meter	RYG_FS0302	10-Aug-23	10-Aug-24	12
Noise	Noise Dose, TWA	Dose Badge Reader	RYG_FS0212	18-Aug-23	18-Aug-24	12
Rayong Lab	pH at 25 °C	pH Meter	RYG_EN0152	14-Dec-23	14-Dec-24	12
Rayong Lab	BOD	DO meter with Sensor	RYG_EN0032	24-Jul-23	24-Jan-25	18
Rayong Lab	BOD	Incubator	RYG_EN0154	29-May-23	29-Nov-24	18
Rayong Lab	BOD	Burette	RYG_EN0162	30-Oct-23	30-Oct-24	12
Rayong Lab	COD	Spectrophotometer	RYG_EN0037	18-Sep-23	18-Mar-25	18
Rayong Lab	Total Suspended Solids	Electronic Balance	RYG_EN0002	22-Feb-24	22-Feb-25	12
Rayong Lab	Total Suspended Solids	Hot Air Oven	RYG_EN0010	21-Mar-24	21-Sep-25	18
Rayong Lab	Total Dissolved Solids 180°C	Electronic Balance	RYG_EN0002	22-Feb-24	22-Feb-25	12
Rayong Lab	Total Dissolved Solids 180°C	Hot Air Oven	RYG_EN0010	21-Mar-24	21-Sep-25	18
Rayong Lab	Oil & Grease	Electronic Balance	RYG_EN0002	22-Feb-24	22-Feb-25	12
Rayong Lab	Oil & Grease	Hot Air Oven	RYG_EN0213	21-Mar-24	21-Mar-25	12
Rayong Lab	Oil & Grease	Water Bath	RYG_EN0061	21-Mar-24	21-Sep-25	18
Rayong Lab	Temperature	Digital Thermometer With Sensor	RYG_FS0418	10-Oct-23	10-Oct-24	12
Rayong Lab	Total Kjeldahl Nitrogen	Block Digestion Unit	RYG_EN0188	11-Mar-24	11-Sep-25	18
Rayong Lab	Total Kjeldahl Nitrogen	pH Meter	RYG_EN0152	14-Dec-23	14-Dec-24	12
Rayong Lab	Formaldehyde	SPECTROPHOTOMETER	RYG_EN0037	18-Sep-23	18-Mar-25	18



## High Volume Air Sampler Calibration Worksheet

Project Site :	Kuraray GC Advanced Materials Co.,Ltd	Barometric Pressure (mm Hg) :	756
Calibrate Location :	วัดมาบขลุ่ด (A1)	Temperature ( °C) :	33
Calibrate Date :	29-Mar-24	High Volume ID :	RYG_FS0663
CalibrationSheet No.:	C-290324-RYG_FS0663	High Volume Model :	TE-5009X
Calibrator ID:	RYG_FS0205	High Volume S/N :	6260
Calibrator Model :	TE-5028A	Calibrator Slope :	1.50765
Calibrator S/N :	1166	Calibrator Intercept :	-0.02043

Test No.	Delta H <sub>2</sub> O (inch)	Q <sub>std</sub> (m <sup>3</sup> /min)	I : Chart (CFM)	Linear Regression
1	2.8	1.1128	40	Slope : 35.6779 Intercept : 0.4373 Correlation Coefficient : 0.9956
2	3.6	1.2591	46	
3	4.6	1.4206	50	
4	5.4	1.5375	56	
5	6.4	1.6720	60	



Calibrated by 

( Mr.Santi Chaichana)  
Field Scientist(2)

Approved by : 

(Mr. Noppong Juntarupan)  
Enviro Field Coordinator Scientist (3)

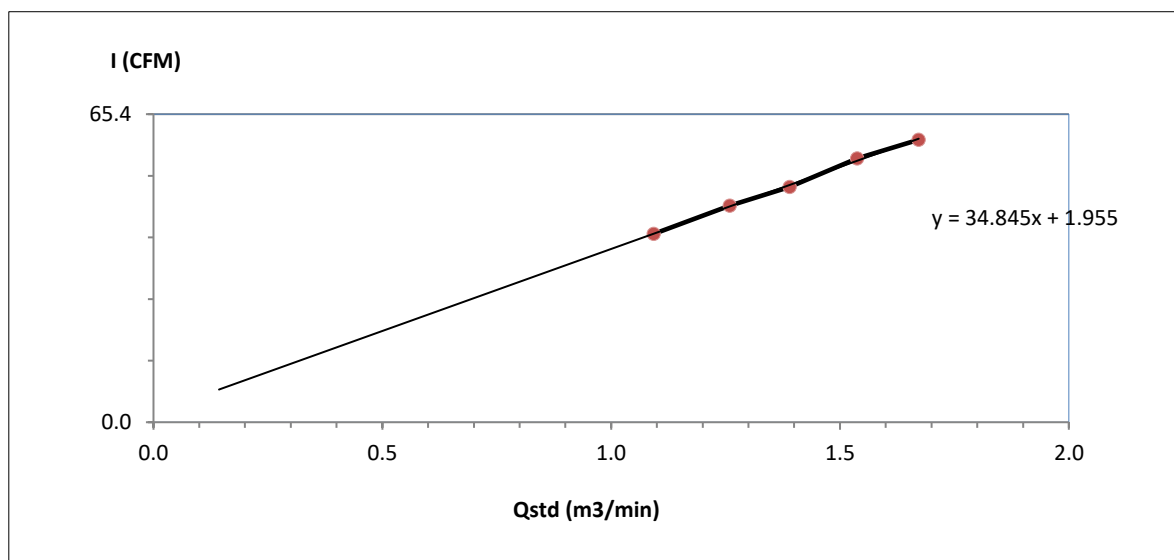




## High Volume Air Sampler Calibration Worksheet

Project Site :	Kuraray GC Advanced Materials Co.,Ltd	Barometric Pressure (mm Hg) :	756
Calibrate Location :	ชุมชนหนองแฟบ (A2)	Temperature ( °C) :	33
Calibrate Date :	29-Mar-24	High Volume ID :	RYG_FS0393
CalibrationSheet No.:	C-290324-RYG_FS0393	High Volume Model :	TE-5170D
Calibrator ID:	RYG_FS0205	High Volume S/N :	5682
Calibrator Model :	TE-5028A	Calibrator Slope :	1.50765
Calibrator S/N :	1166	Calibrator Intercept :	-0.02043

Test No.	Delta H <sub>2</sub> O (inch)	Q <sub>std</sub> (m <sup>3</sup> /min)	I : Chart (CFM)	Linear Regression
1	2.7	1.0931	40	Slope : 34.8452 Intercept : 1.9550 Correlation Coefficient : 0.9991
2	3.6	1.2591	46	
3	4.4	1.3898	50	
4	5.4	1.5375	56	
5	6.4	1.6720	60	



Calibrated by 

( Mr.Santi Chaichana)  
Field Scientist(2)

Approved by : 

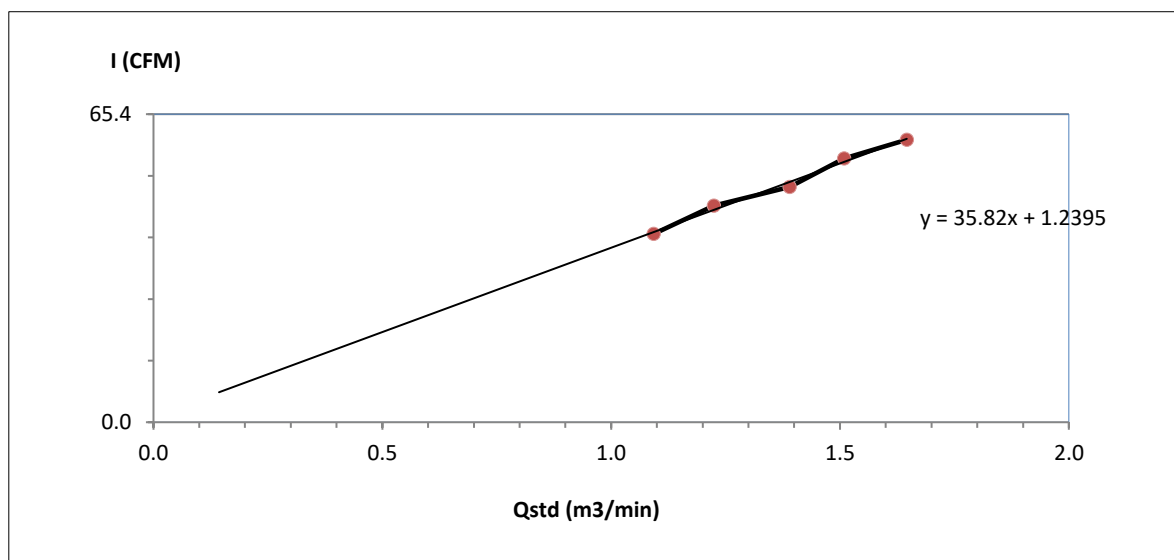
(Mr. Noppong Juntarupan)  
Enviro Field Coordinator Scientist (3)



## High Volume Air Sampler Calibration Worksheet

Project Site :	Kuraray GC Advanced Materials Co.,Ltd	Barometric Pressure (mm Hg) :	756
Calibrate Location :	วัดประทุมมิตรบำรุง	Temperature ( °C ) :	33
Calibrate Date :	29-Mar-24	High Volume ID :	RYG_FS0173
CalibrationSheet No.:	C-290324-RYG_FS0173	High Volume Model :	TE-5170D
Calibrator ID:	RYG_FS0205	High Volume S/N :	4799
Calibrator Model :	TE-5028A	Calibrator Slope :	1.50765
Calibrator S/N :	1166	Calibrator Intercept :	-0.02043

Test No.	Delta H <sub>2</sub> O (inch)	Q <sub>std</sub> (m <sup>3</sup> /min)	I : Chart (CFM)	Linear Regression
1	2.7	1.0931	40	Slope : 35.8199 Intercept : 1.2395 Correlation Coefficient : 0.9949
2	3.4	1.2242	46	
3	4.4	1.3898	50	
4	5.2	1.5091	56	
5	6.2	1.6460	60	



Calibrated by 

( Mr.Santi Chaichana)  
Field Scientist(2)

Approved by : 

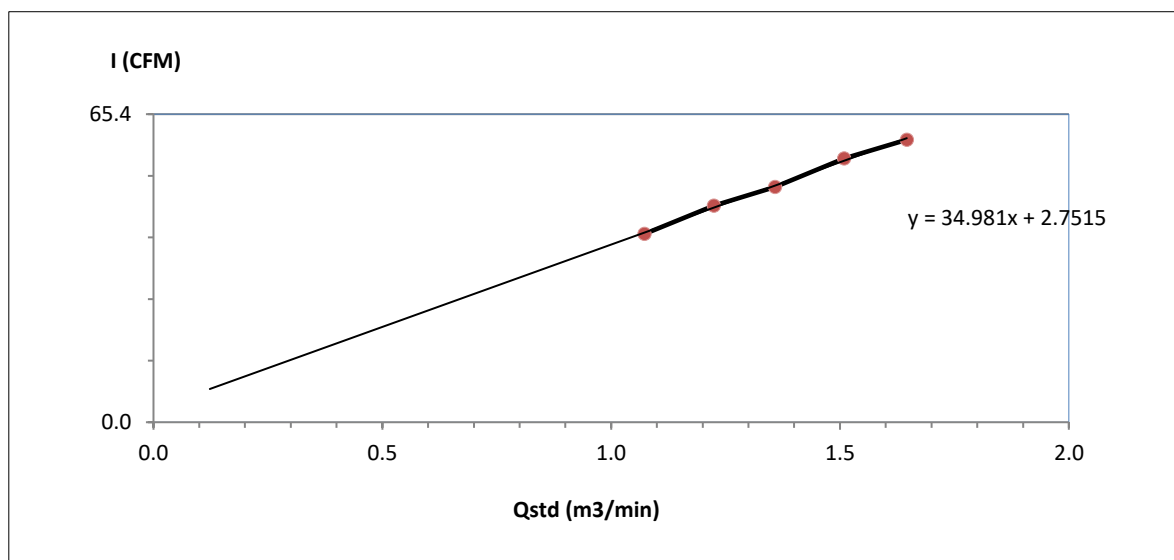
(Mr. Noppong Juntarupan)  
Enviro Field Coordinator Scientist (3)





## High Volume Air Sampler Calibration Worksheet

Project Site :	Kuraray GC Advanced Materials Co.,Ltd	Barometric Pressure (mm Hg) :	756
Calibrate Location :	บริเวณชุมชนมาบชลด-ซากกลาง (A4)	Temperature ( °C) :	33
Calibrate Date :	29-Mar-24	High Volume ID :	RYG_FS0662
CalibrationSheet No.:	C-290324-RYG_FS0662	High Volume Model :	TE-5009X
Calibrator ID:	RYG_FS0205	High Volume S/N :	6259
Calibrator Model :	TE-5028A	Calibrator Slope :	1.50765
Calibrator S/N :	1166	Calibrator Intercept :	-0.02043

Test No.	Delta H <sub>2</sub> O (inch)	Q <sub>std</sub> (m <sup>3</sup> /min)	I : Chart (CFM)	Linear Regression
1	2.6	1.0731	40	Slope : 34.9809 Intercept : 2.7515 Correlation Coefficient : 0.9987
2	3.4	1.2242	46	
3	4.2	1.3583	50	
4	5.2	1.5091	56	
5	6.2	1.6460	60	



Calibrated by   
( Mr.Santi Chaichana)  
Field Scientist(2)

Approved by :   
(Mr. Noppong Juntarupan)  
Enviro Field Coordinator Scientist (3)



**SARTORIUS**

NSC-TISI-TIS 17025

CALIBRATION 0426

# Certificate

## of Calibration

Model Number : LA130S-F  
Description : Analytical Balance  
Serial Number : 25409664  
ID No. : RYG\_EN0001  
Manufacturer : Sartorius

Certificate No. : 24BCI0068  
Issued Date : Friday, February 23, 2024  
Reference No. : 229196

Customer Name : ALS Laboratory Group (Thailand) Co.,Ltd. (Rayong Branch)  
616/10 Moo 5 T.Maenam Khu, A.Pluak Daeng, Rayong 21140, Thailand.

Calibrated Place : ALS Laboratory Group (Thailand) Co., Ltd.(Balance Room)  
616/10 Moo 5 T.Maenam Khu, A.Pluak Daeng, Rayong 21140, Thailand.

Calibrated By : Mr.Chonchai Inthana  
Calibration Date : Thursday, February 22, 2024

Page No. : 1 of 2  
REVIEW BY Thamitak  
APPROVED BY [Signature]  
NEXT CAL. DATE 22/02/2025

### Metrological data :

Capacity : 150 g Readability : 0.0001 g

### Reasons for calibration

☐ New Installation ☐ Service / Repaired ☒ Re-calibration/ Maintenance

### Calibration

Procedure No. : This calibration was conducted by  
Using in-house calibration procedure number (WI-003)  
Based on UKAS LAB 14 : 2019

### Ambients Conditions:

Temperature : 23.6 °C ± 5.0 °C  
Humidity : 54.0 % RH ± 10.0 % RH  
Pressure :                      ±                     

Equipment Condition: ☒ Good Operate ☐ Fair

## Measurement Method UKAS Publication Ref :Lab 14

The measurement uncertainty stated is the expended uncertainty which is obtained from the standard uncertainty multiplied by the coverage factor ( $k=2$ ) to provide a level of confidence of approximately 95%. It is determined in accordance with the Guide to Expression of Uncertainty in Measurement (GUM). The calibration certificate documents the traceability to National Standards, which realise the unit of measurement according to the International Standard System of Units (SI). Report of Tolerance came form list of Sartorius Metrological Specifications.

## Traceability:

Model Number	Description	Traceability	Certificate No.	Due Date
YCS011-522-00	Sartorius weight set 1mg - 5000g E2,YCS011-522-00	TCS	M2308197S	23-Aug-2025
MHB-382SD	Humidity/Barometer/Temp Lutron MHB-382SD	DKSH	C19231845	23-Aug-2024

This certificate relate and apply this equipment only.

This certificate may not be reproduced other than in full except with the prior written approval of the Verification Operation Division Sartorius (Thailand) Co., Ltd.

[Signature]

Mr.chonchai Intrhana(Technical Manager)

S  
T  
A  
M  
P



**Sartorius (Thailand) Co., Ltd.**

129 Rama 9 Road, Huaykwang, Bangkok 10310

Tel: +66 2643 8361-6 Fax: +66 2643-8367, e-mail: service.thailand@sartorius.com

**SARTORIUS**

# Certificate of Calibration

Model Number : LA130S-F

Certificate No. : 24BCI0068

Description : Analytical Balance

Issued Date : Friday, February 23, 2024

Serial Number : 25409664

Reference No. : 229196

ID No. : RYG\_EN0001

Manufacturer : Sartorius

Page No. : 2 of 2

## Calibration Results : Without Adjustment

### Repeatability

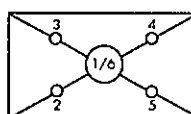
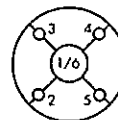
The reproducibility is the ability of a weighing instrument to display nearly identical readouts under constant test conditions when the same load within a measurement series is placed repeatedly on the weighing pan in the same manner. The standard deviation is used to express reproducibility quantitatively.

Nominal Value : (Low Load)	10.0000	99.9999
10 g	10.0000	100.0000
Tolerance	10.0000	100.0001
0.0001 g	10.0000	100.0001
	9.9999	100.0000
Nominal Value : (High Load)	10.0000	100.0001
100 g	10.0000	100.0000
Tolerance	10.0000	100.0001
0.0001 g	9.9999	100.0002
	9.9999	100.0001
Standard Deviation	0.00005	0.00008

### Eccentricity (Off-center loading error)

The off-center loading error is yielded by the difference between the readout of the load, i.e. 1/3 or 1/4 of maximum capacity, placed in the middle of the weighing pan and between each of four additional measurement points (positions defined according to OIML R76).

Nominal value : 50 g  
Tolerance 0.0004 g



#### Difference

	Difference
1	—
2	-0.0001
3	0.0001
4	0.0002
5	0.0000
6	-

### Linearity

The linearity, also called linearity error. Describes the deviation of the characteristic curve of a weighing instrument from the linear slope.

Tolerance 0.0002 g

Nominal Value (g)	Conventional Mass Value (g)	Displayed Value (g)	Deviation (g)	Uncertainty (g)
0.01	0.0100	0.0100	0.0000	0.00020
0.05	0.0500	0.0500	0.0000	0.00021
0.1	0.1000	0.1000	0.0000	0.00021
0.5	0.5000	0.5000	0.0000	0.00021
1	1.0000	1.0000	0.0000	0.00021
2	2.0000	2.0000	0.0000	0.00021
5	5.0000	5.0000	0.0000	0.00021
10	10.0000	10.0001	0.0001	0.00024
20	20.0000	20.0001	0.0001	0.00021
100	100.0000	99.9999	-0.0001	0.00024

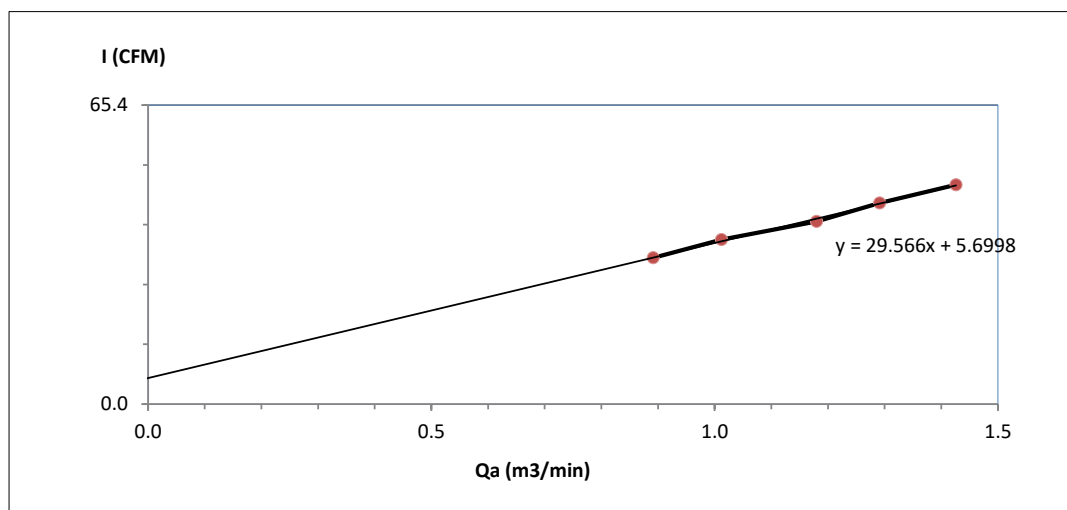
End of Report.



## High Volume Air Sampler Calibration Worksheet

Project Site :	Kuraray GC Advanced Materials Co.,Ltd	Barometric Pressure (mm Hg) :	756
Calibrate Location :	วัดมาบขลุ่ด (A1)	Temperature ( °C) :	33
Calibrate Date :	29-Mar-24	High Volume ID :	RYG_FS0667
CalibrationSheet No.:	C-290324-RYG_FS0667	High Volume Model :	TE-5009X
Calibrator ID:	RYG_FS0205	High Volume S/N :	6266
Calibrator Model :	TE-5028A	Calibrator Slope :	0.94434
Calibrator S/N :	1166	Calibrator Intercept :	-0.01292

Test No.	Delta H <sub>2</sub> O (inch)	Qa (m <sup>3</sup> /min)	I : Chart (CFM)	Linear Regression
1	1.7	0.891	32	Slope : 29.5659 Intercept : 5.6998 Correlation Coefficient : 0.9984
2	2.2	1.012	36	
3	3.0	1.180	40	
4	3.6	1.291	44	
5	4.4	1.426	48	



Calibrated by

( Mr.Santi Chaichana )  
Field Scientist(2)

Approved by :

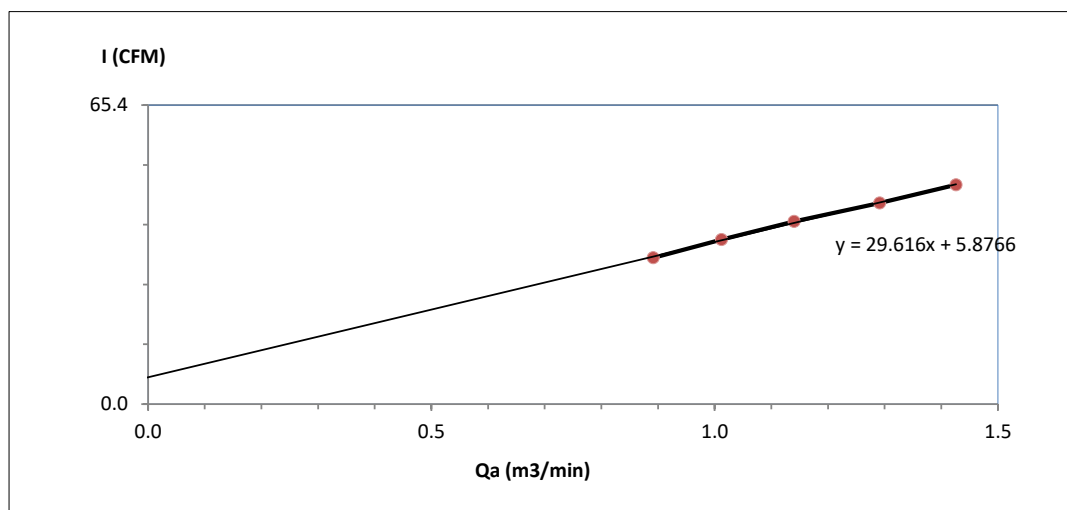
(Mr. Noppong Juntarupan)  
Enviro Field Coordinator Scientist (3)



## High Volume Air Sampler Calibration Worksheet

Project Site :	Kuraray GC Advanced Materials Co.,Ltd	Barometric Pressure (mm Hg) :	756
Calibrate Location :	ชุมชนหนองแฟบ (A2)	Temperature ( °C) :	33
Calibrate Date :	29-Mar-24	High Volume ID :	RYG_FS0192
CalibrationSheet No.:	C-290324-RYG_FS0192	High Volume Model :	TE-5009X
Calibrator ID:	RYG_FS0205	High Volume S/N :	5331
Calibrator Model :	TE-5028A	Calibrator Slope :	0.94434
Calibrator S/N :	1166	Calibrator Intercept :	-0.01292

Test No.	Delta H <sub>2</sub> O (inch)	Qa (m <sup>3</sup> /min)	I : Chart (CFM)	Linear Regression
1	1.7	0.891	32	Slope : 29.6156 Intercept : 5.8766 Correlation Coefficient : 0.9992
2	2.2	1.012	36	
3	2.8	1.140	40	
4	3.6	1.291	44	
5	4.4	1.426	48	



Calibrated by   
 ( Mr.Santi Chaichana )  
 Field Scientist(2)

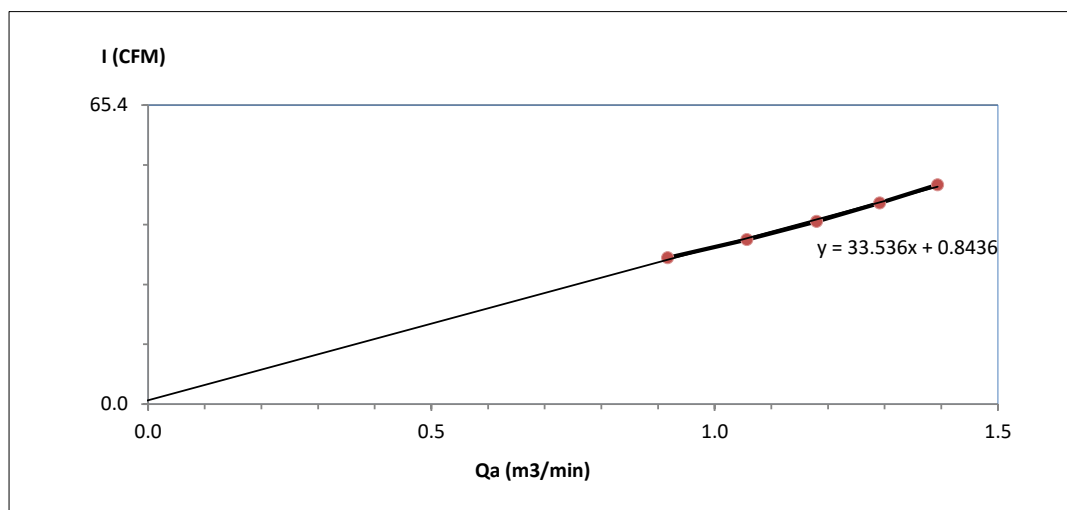
Approved by :   
 (Mr. Noppong Juntarupan)  
 Enviro Field Coordinator Scientist (3)



## High Volume Air Sampler Calibration Worksheet

Project Site :	Kuraray GC Advanced Materials Co.,Ltd	Barometric Pressure (mm Hg) :	756
Calibrate Location :	วัดประชมมิตรปารุง (A3)	Temperature ( °C ) :	33
Calibrate Date :	29-Mar-24	High Volume ID :	RYG_FS0186
CalibrationSheet No.:	C-290324-RYG_FS0186	High Volume Model :	TE-5009X
Calibrator ID:	RYG_FS0205	High Volume S/N :	4794
Calibrator Model :	TE-5028A	Calibrator Slope :	0.94434
Calibrator S/N :	1166	Calibrator Intercept :	-0.01292

Test No.	Delta H <sub>2</sub> O (inch)	Qa (m <sup>3</sup> /min)	I : Chart (CFM)	Linear Regression
1	1.8	0.917	32	Slope : 33.5356 Intercept : 0.8436 Correlation Coefficient : 0.9981
2	2.4	1.057	36	
3	3.0	1.180	40	
4	3.6	1.291	44	
5	4.2	1.394	48	



Calibrated by

( Mr.Santi Chaichana )  
Field Scientist(2)

Approved by :

(Mr. Noppong Juntarupan)  
Enviro Field Coordinator Scientist (3)

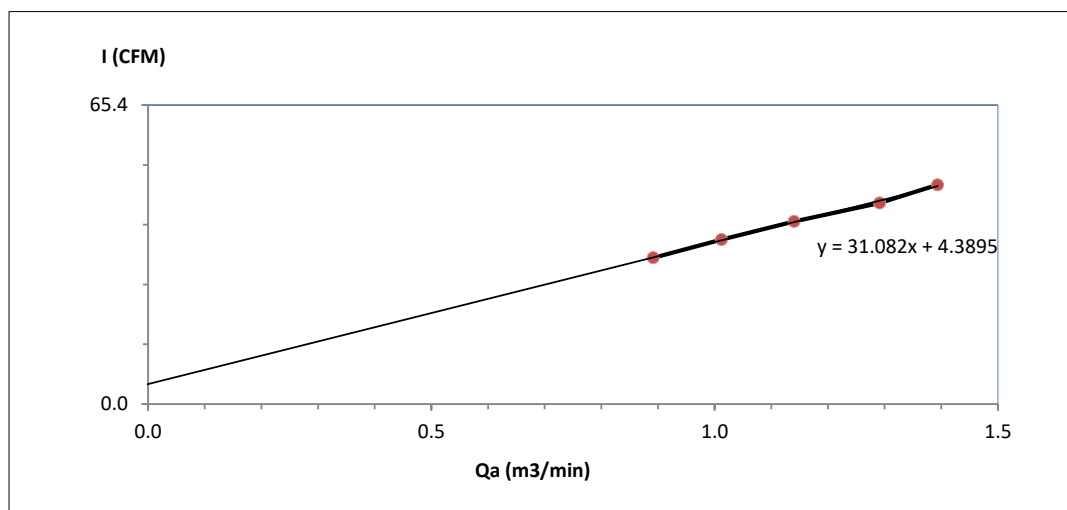




## High Volume Air Sampler Calibration Worksheet

Project Site :	Kuraray GC Advanced Materials Co.,Ltd	Barometric Pressure (mm Hg) :	756
Calibrate Location :	บริเวณชุมชนมาบชลด-ซากกลาง (A4)	Temperature ( °C) :	33
Calibrate Date :	29-Mar-24	High Volume ID :	RYG_FS0189
CalibrationSheet No.:	C-290324-RYG_FS0189	High Volume Model :	TE-5009X
Calibrator ID:	RYG_FS0205	High Volume S/N :	4797
Calibrator Model :	TE-5028A	Calibrator Slope :	0.94434
Calibrator S/N :	1166	Calibrator Intercept :	-0.01292

Test No.	Delta H <sub>2</sub> O (inch)	Qa (m <sup>3</sup> /min)	I : Chart (CFM)	Linear Regression
1	1.7	0.891	32	Slope : 31.0815 Intercept : 4.3895 Correlation Coefficient : 0.9987
2	2.2	1.012	36	
3	2.8	1.140	40	
4	3.6	1.291	44	
5	4.2	1.394	48	



Calibrated by

( Mr.Santi Chaichana )  
Field Scientist(2)

Approved by :

(Mr. Noppong Juntarupan)  
Enviro Field Coordinator Scientist (3)

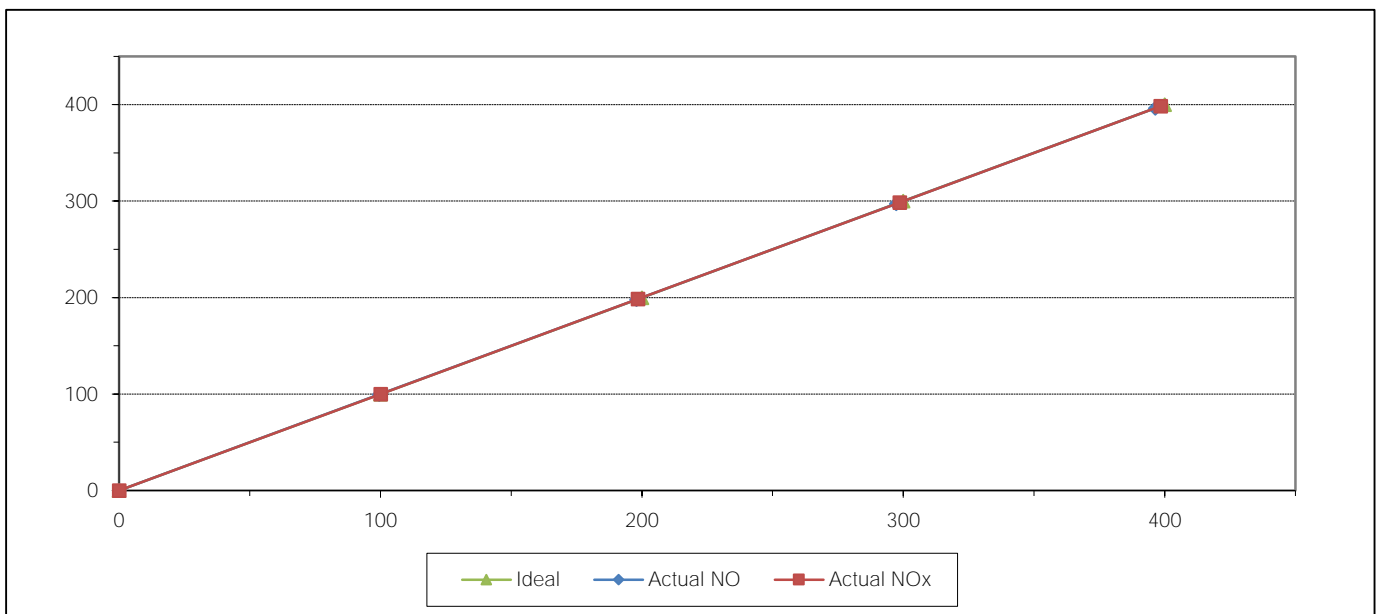


## MULTIPOINT CALIBRATION REPORT

Calibration Date 4-Jan-24  
Manufacturer Teledyne API  
Serial No. 2197  
Calibrator Manufacturer Teledyne API  
Serial No. 947  
Std. Gas Concentration (PPM) 55.88  
Cylinder Pressure (psi) 1800  
Certified Date 9-Feb-22

Equipment Name NOx Analyzer  
Model T200  
Equipment ID RYG\_FS0255  
Model 700  
Cylinder No. GN0027222  
Certified By Airgas Inc.  
Expired Date 9-Feb-30

Point	CALIBRATION RESULTS						
	Ideal	Actual NO	Error NO	%Error NO	Actual NOx	Error NOx	%Error NOx
ZERO	0.00	0.10	0.10	0.10	0.10	0.10	0.10
1	100.00	99.60	-0.40	-0.40	100.10	0.10	0.10
2	200.00	198.00	-2.00	-1.00	198.50	-1.50	-0.75
3	300.00	297.30	-2.70	-0.90	298.70	-1.30	-0.43
4	400.00	396.40	-3.60	-0.90	398.50	-1.50	-0.38
AVERAGE (%)				-0.62			-0.27



Calibrated By

( Mr.Jirawut Sakarn )  
Field Environmental Scientist (3)

Approved By

( Mr.Sarayuth Jittranont )  
Assistant General Manager

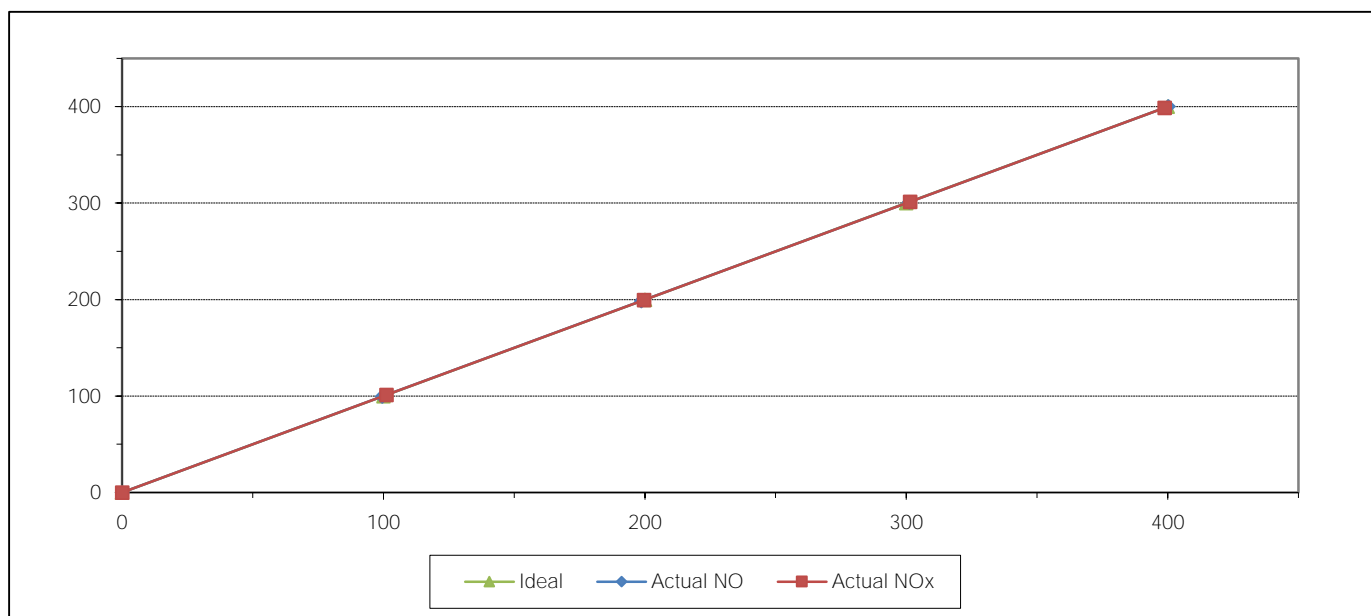


## MULTIPOINT CALIBRATION REPORT

Calibration Date 4-Jan-24  
Manufacturer HORIBA  
Serial No. NV0ER3YH  
Calibrator Manufacturer Teledyne API  
Serial No. 947  
Std. Gas Concentration (PPM) 55.88  
Cylinder Pressure (psi) 1800  
Certified Date 9-Feb-22

Equipment Name NOx Analyzer  
Model APNA-370  
Equipment ID RYG\_FS0459  
Model 700  
Cylinder No. GN0027222  
Certified By Airgas Inc.  
Expired Date 9-Feb-30

Point	CALIBRATION RESULTS						
	Ideal	Actual NO	Error NO	%Error NO	Actual NOx	Error NOx	%Error NOx
ZERO	0.00	0.05	0.05	0.05	0.10	0.10	0.10
1	100.00	99.50	-0.50	-0.50	101.20	1.20	1.20
2	200.00	198.70	-1.30	-0.65	199.70	-0.30	-0.15
3	300.00	301.10	1.10	0.37	301.50	1.50	0.50
4	400.00	400.30	0.30	0.08	398.80	-1.20	-0.30
AVERAGE (%)				-0.13			0.27



Calibrated By

( Mr.Jirawut Sakarn )  
Field Environmental Scientist (3)

Approved By

( Mr.Sarayuth Jittranont )  
Assistant General Manager

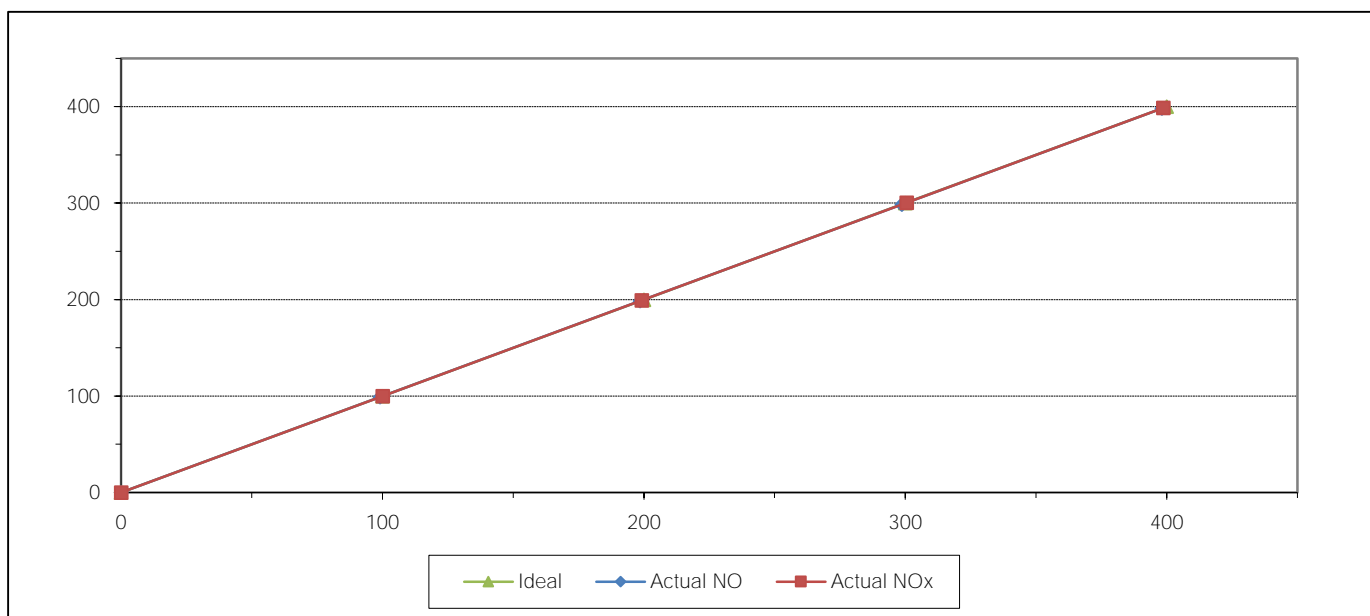


## MULTIPOINT CALIBRATION REPORT

Calibration Date 4-Jan-24  
Manufacturer HORIBA  
Serial No. 7AV89544  
Calibrator Manufacturer Teledyne API  
Serial No. 947  
Std. Gas Concentration (PPM) 55.88  
Cylinder Pressure (psi) 1800  
Certified Date 9-Feb-22

Equipment Name NOx Analyzer  
Model APNA-370  
Equipment ID RYG\_FS0272  
Model 700  
Cylinder No. GN0027222  
Certified By Airgas Inc.  
Expired Date 9-Feb-30

Point	CALIBRATION RESULTS						
	Ideal	Actual NO	Error NO	%Error NO	Actual NOx	Error NOx	%Error NOx
ZERO	0.00	0.05	0.05	0.05	0.10	0.10	0.10
1	100.00	99.10	-0.90	-0.90	100.10	0.10	0.10
2	200.00	198.50	-1.50	-0.75	199.20	-0.80	-0.40
3	300.00	298.70	-1.30	-0.43	300.50	0.50	0.17
4	400.00	398.10	-1.90	-0.47	398.70	-1.30	-0.33
AVERAGE (%)				-0.50			-0.07



Calibrated By

( Mr.Jirawut Sakarn )  
Field Environmental Scientist (3)

Approved By

( Mr.Sarayuth Jittranont )  
Assistant General Manager

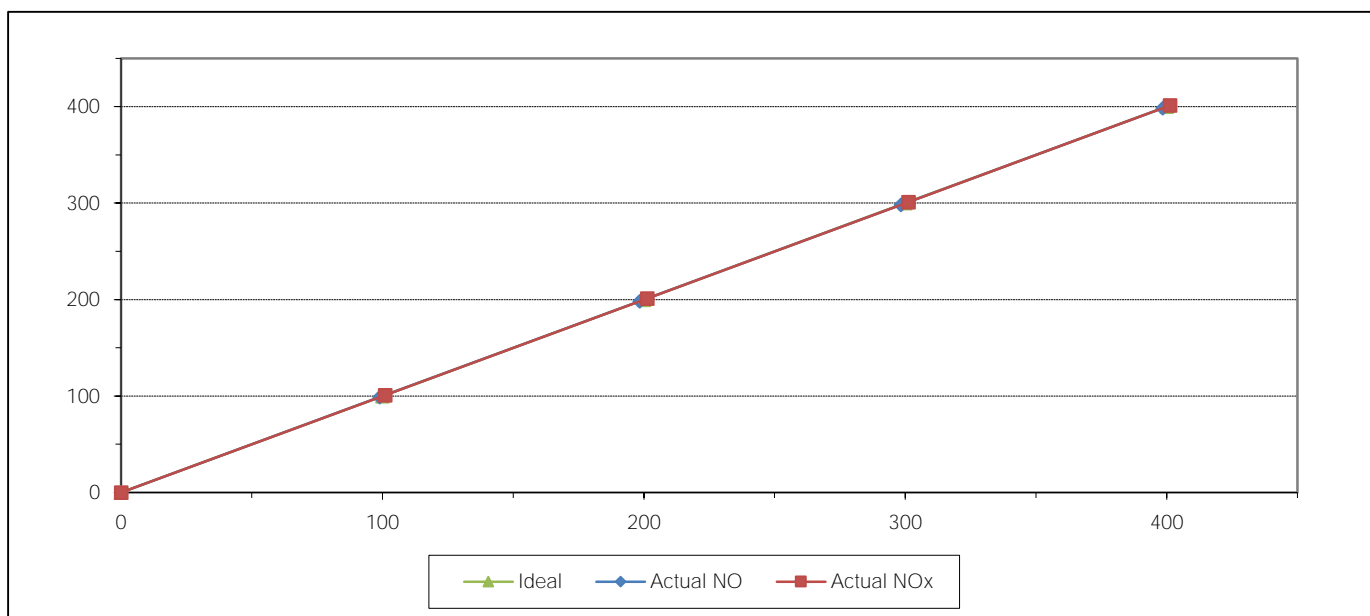


## MULTIPOINT CALIBRATION REPORT

Calibration Date 4-Jan-24  
Manufacturer HORIBA  
Serial No. U8AOEAGK  
Calibrator Manufacturer Teledyne API  
Serial No. 947  
Std. Gas Concentration (PPM) 55.88  
Cylinder Pressure (psi) 1800  
Certified Date 9-Feb-22

Equipment Name NOx Analyzer  
Model APNA-370  
Equipment ID RYG\_FS0551  
Model 700  
Cylinder No. GN0027222  
Certified By Airgas Inc.  
Expired Date 9-Feb-30

Point	CALIBRATION RESULTS						
	Ideal	Actual NO	Error NO	%Error NO	Actual NOx	Error NOx	%Error NOx
ZERO	0.00	0.10	0.10	0.10	0.10	0.10	0.10
1	100.00	99.00	-1.00	-1.00	101.00	1.00	1.00
2	200.00	198.40	-1.60	-0.80	201.30	1.30	0.65
3	300.00	298.40	-1.60	-0.53	301.20	1.20	0.40
4	400.00	398.50	-1.50	-0.38	401.30	1.30	0.33
AVERAGE (%)				-0.52			0.50



Calibrated By

( Mr.Jirawut Sakarn )  
Field Environmental Scientist (3)

Approved By

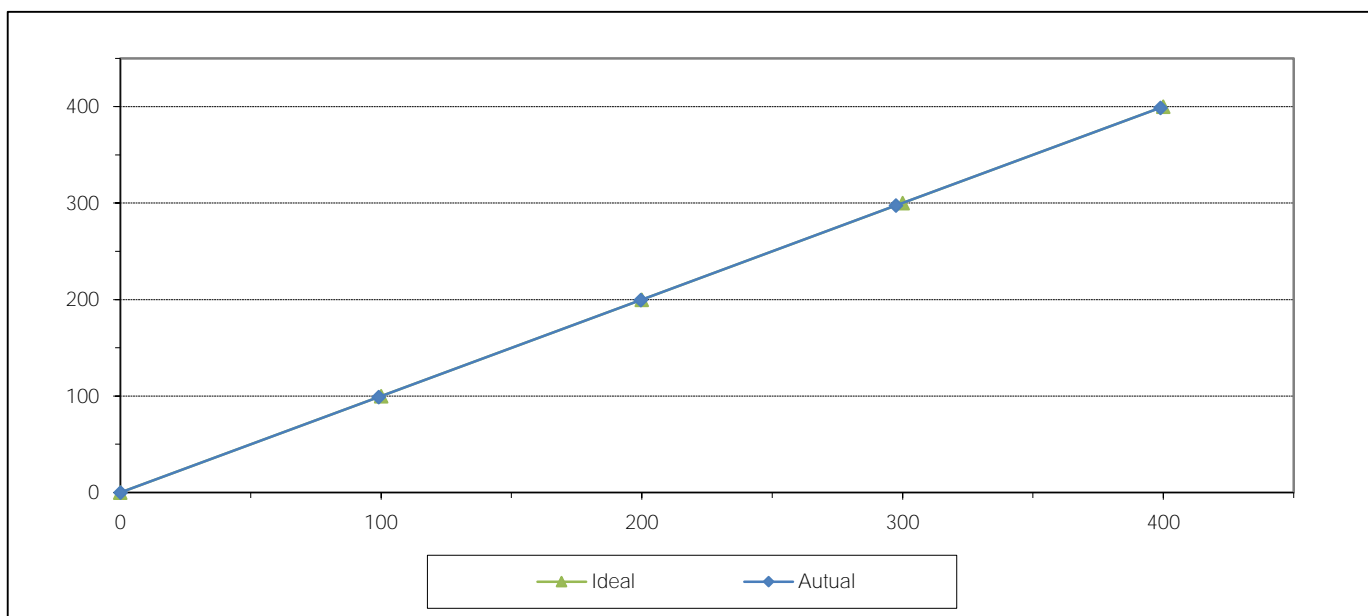
( Mr.Sarayuth Jittranont )  
Assistant General Manager



## MULTIPOINT CALIBRATION REPORT

Calibration Date	4-Jan-24	Equipment Name	SO2 Analyzer
Manufacturer	Teledyne API	Model	T100
Serial No.	1772	Equipment ID	RYG_FS0254
Calibrator Manufacturer	Teledyne API	Model	700
Serial No.	947		
Std. Gas Concentration (PPM)	56.3	Cylinder No.	GN0027222
Cylinder Pressure (psi)	1800	Certified By	Airgas Inc.
Certified Date	9-Feb-22	Expired Date	9-Feb-30

Point	CALIBRATION RESULTS			
	Ideal	Autual	Error	%Error
ZERO	0.00	0.05	0.05	0.05
1	100.00	99.10	-0.90	-0.90
2	200.00	199.60	-0.40	-0.20
3	300.00	297.50	-2.50	-0.83
4	400.00	398.90	-1.10	-0.28
AVERAGE (%)				-0.43



Calibrated By

( Mr.Jirawut Sakarn )  
Field Environmental Scientist (3)

Approved By

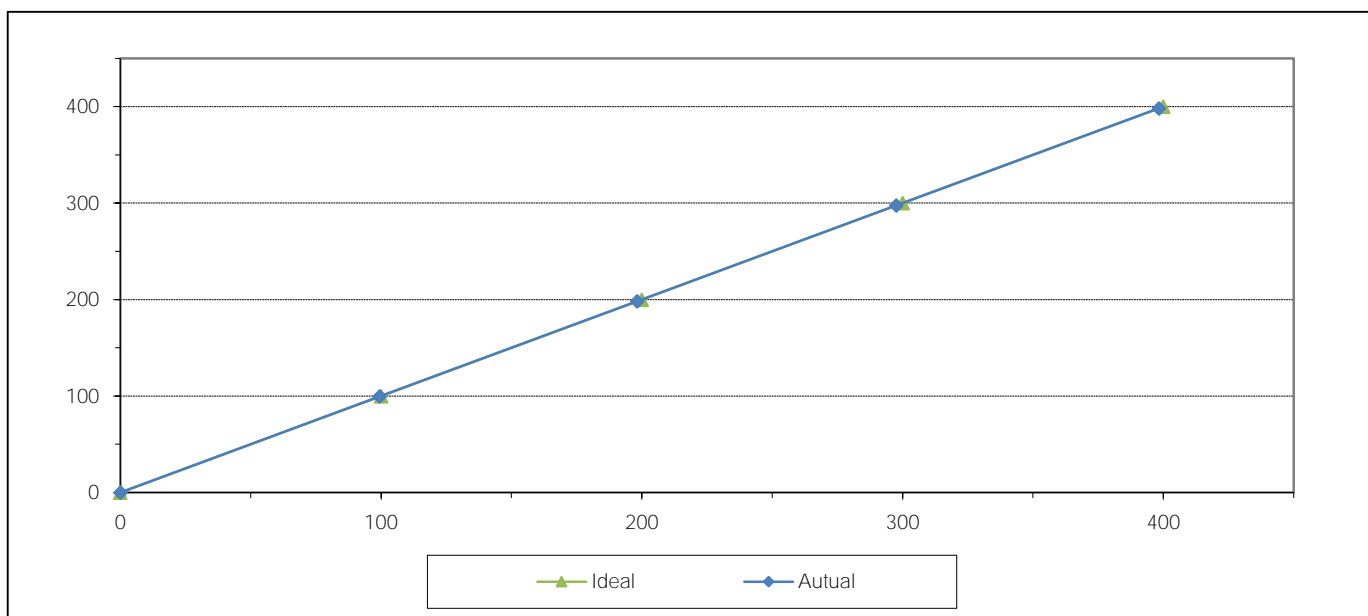
( Mr.Sarayuth Jittranont )  
Assistant General Manager



## MULTIPOINT CALIBRATION REPORT

Calibration Date	4-Jan-24	Equipment Name	SO2 Analyzer
Manufacturer	HORIBA	Model	APSA-370
Serial No.	1092NYKM	Equipment ID	RYG_FS0271
Calibrator Manufacturer	Teledyne API	Model	700
Serial No.	947		
Std. Gas Concentration (PPM)	56.3	Cylinder No.	GN0027222
Cylinder Pressure (psi)	1800	Certified By	Airgas Inc.
Certified Date	9-Feb-22	Expired Date	9-Feb-30

Point	CALIBRATION RESULTS			
	Ideal	Autual	Error	%Error
ZERO	0.00	0.10	0.10	0.10
1	100.00	99.50	-0.50	-0.50
2	200.00	198.20	-1.80	-0.90
3	300.00	297.60	-2.40	-0.80
4	400.00	398.30	-1.70	-0.42
AVERAGE (%)				-0.50



Calibrated By

( Mr.Jirawut Sakarn )  
Field Environmental Scientist (3)

Approved By

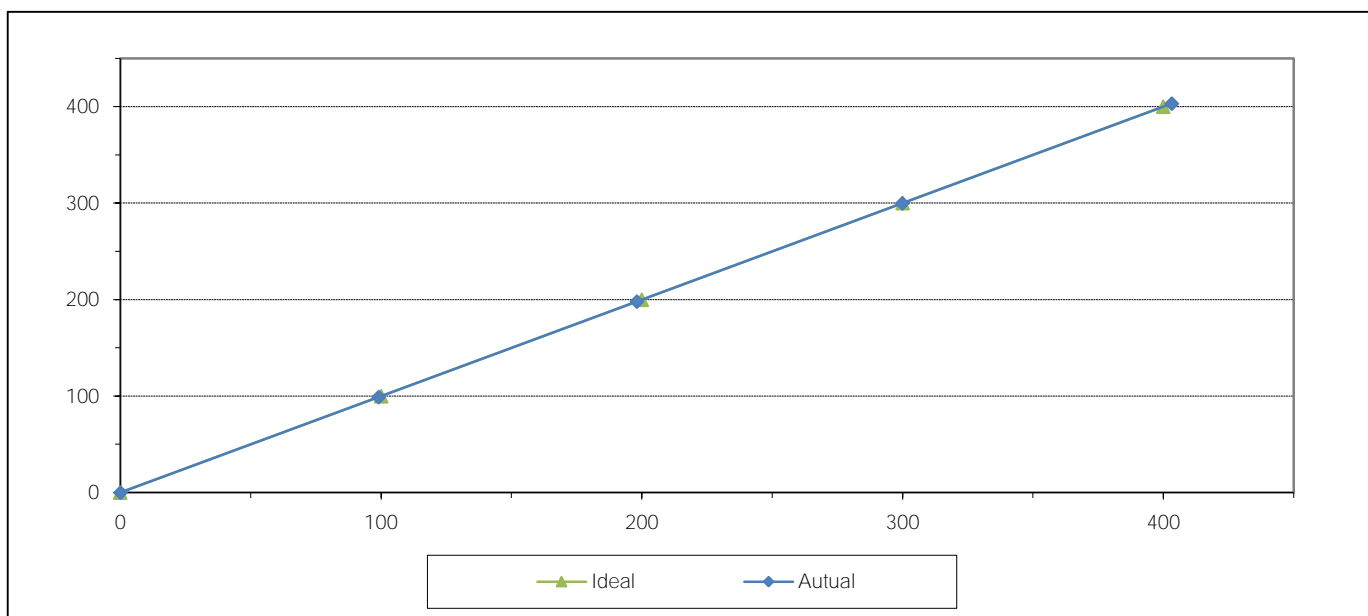
( Mr.Sarayuth Jittranont )  
Assistant General Manager



## MULTIPOINT CALIBRATION REPORT

Calibration Date	4-Jan-24	Equipment Name	SO2 Analyzer
Manufacturer	HORIBA	Model	APSA-370
Serial No.	XL29Y85B	Equipment ID	RYG_FS0462
Calibrator Manufacturer	Teledyne API	Model	700
Serial No.	947		
Std. Gas Concentration (PPM)	56.3	Cylinder No.	GN0027222
Cylinder Pressure (psi)	1800	Certified By	Airgas Inc.
Certified Date	9-Feb-22	Expired Date	9-Feb-30

Point	CALIBRATION RESULTS			
	Ideal	Autual	Error	%Error
ZERO	0.00	0.10	0.10	0.10
1	100.00	99.10	-0.90	-0.90
2	200.00	198.10	-1.90	-0.95
3	300.00	299.90	-0.10	-0.03
4	400.00	403.20	3.20	0.80
AVERAGE (%)				-0.20



Calibrated By

( Mr.Jirawut Sakarn )  
Field Environmental Scientist (3)

Approved By

( Mr.Sarayuth Jittranont )  
Assistant General Manager

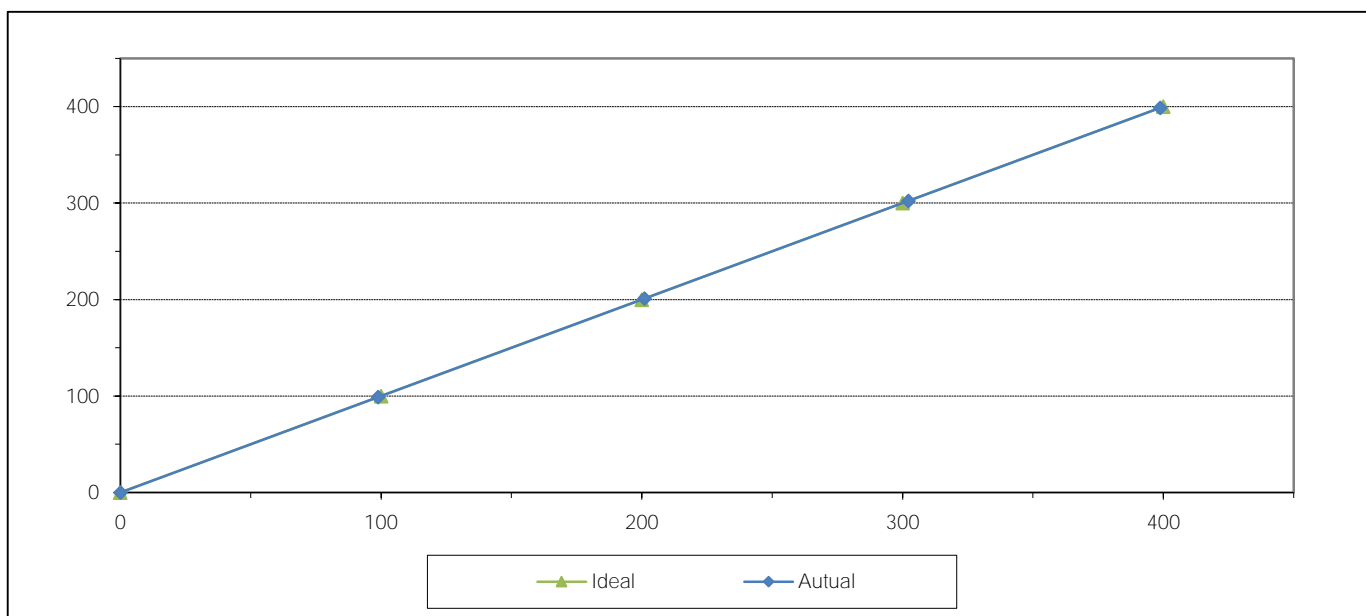




## MULTIPOINT CALIBRATION REPORT

Calibration Date	4-Jan-24	Equipment Name	SO2 Analyzer
Manufacturer	HORIBA	Model	APSA-370
Serial No.	PAUY0T7A	Equipment ID	RYG_FS0458
Calibrator Manufacturer	Teledyne API	Model	700
Serial No.	947		
Std. Gas Concentration (PPM)	56.3	Cylinder No.	GN0027222
Cylinder Pressure (psi)	1800	Certified By	Airgas Inc.
Certified Date	9-Feb-22	Expired Date	9-Feb-30

Point	CALIBRATION RESULTS			
	Ideal	Autual	Error	%Error
ZERO	0.00	0.10	0.10	0.10
1	100.00	98.90	-1.10	-1.10
2	200.00	201.00	1.00	0.50
3	300.00	302.30	2.30	0.77
4	400.00	398.80	-1.20	-0.30
AVERAGE (%)				-0.01



Calibrated By

( Mr.Jirawut Sakarn )  
Field Environmental Scientist (3)

Approved By

( Mr.Sarayuth Jittranont )  
Assistant General Manager



JIRANATEE ASSOCIATES CO.,LTD.

Jiranatee Associates Co.,Ltd.  
63/14-15, 67/35-36  
Petchkasem 7,7/1, Rd. Watthapra, Bangkokyai,  
Bangkok 10600 (Thailand)  
Tel: +6608680812  
Mobile: +66863999453  
E-mail: jnac-calibration@jiranatee.com  
Web site: www.jiranatee.com

Accredited calibration laboratory  
ISO/IEC 17025:2017  
NSC-TISI-TIS 17025  
CALIBRATION 0367

Air speed measurement laboratory  
Calibration services department.

REVIEW BY	Narakorn P
APPROVED BY	[Signature]
NEXT CAL. DATE	18/2/25

Certificate Number
CWS-003-66

## CERTIFICATE OF CALIBRATION

Page 1 of 2 Pages

**MEASUREMENT ITEM** : Cup anemometer  
**MANUFACTURER** : Novalynx  
**MODEL/TYPE** : Sensor: WS-02F  
Data logger: 200-WS-25LB  
**SERIAL NUMBER** : Sensor: WSD-A5190  
Data logger: A5190  
**ID NUMBER** : RYG\_FS0329  
**CONDITION AS-RECEIVED** : Used item  
**CUSTOMER** : ALS laboratory group (Thailand) Co., Ltd.  
104 Phatthanakan 40, Phatthanakan Rd, Khwaeng Suan Luang,  
Khet Suan Luang, Bangkok 10250 Thailand.

**RECEIVED DATE** : 11 Aug 2023  
**MEASUREMENT DATE** : 18 Aug 2023  
**ISSUE DATE** : 21 Aug 2023

### ENVIRONMENTAL CONDITIONS:

Ambient condition in the laboratory are as follow:

Temperature	: 23.0 ± 3.0	°C
Relative Humidity	: 55.0 ± 15.0	%RH
Atmospheric Pressure	: 1010 ± 10	hPa

**PLACE OF CALIBRATION** : Eiffel-type wind tunnel of Jiranatee Associates Co., Ltd.

<b>CALIBRATION CONDITIONS</b>	: Wind tunnel cross-section area <sup>1</sup>	900	cm <sup>2</sup>
	Win direction frontal area <sup>2</sup>	100	cm <sup>2</sup>
	Diameter of mounting pipe <sup>3</sup>	-	mm
	Blockage ratio of test object <sup>4</sup>	0.111	[-]

**Preconditioning** : 24 hours at ambient conditions.  
**Measurement Condition** : The average values during measurement are (24.3) °C, (43.1) %RH and (1005.59) hPa.

### TABULATION OF RESULTS:

The table on next page give the measured values.

### Calibrated by:

- ☒ Mr. Sorawit Thachalad  
☐ Miss Jitraporn Lertsomphol



Approved signatory: \_\_\_\_\_

Mr. Parinya Booncharoen  
Calibration Department Manager

### Remark:

- <sup>1</sup> Nozzle cross-section area of the wind tunnel  
<sup>2</sup> Projected cross-section area of the tested object include mounting pipe  
<sup>3</sup> Diameter of mounting pipe  
<sup>4</sup> Ratio <sup>2</sup> to <sup>1</sup>



**MEASUREMENT RESULTS<sup>5</sup>**

The cup anemometer, Unit Under Calibration (UUC) was exercise at 10 m/s for 5 minutes prior to calibration being performed. The standard air velocity 0.5 m/s to 5 m/s was calculated by a standard air velocity transducer and above 5 m/s to 30 m/s was calculated by a pitot tube with precision differential pressure meter which was installed 40 mm and 300 mm respectively away from wind tunnel nozzle, UUC was installed at center of the test section. The calibration was carried out under both rising and falling air velocity in the range of 1 m/s to 16 m/s at calibration interval of 1 m/s. The results of calibration and associated measurement uncertainties are reported in the table below.


$v_{std}^6$ (m/s)	Temp. wind tunnel (°C)	Temp. room (°C)	$v_{uuc}^7$ (m/s)	Error (m/s)	$U (k=2)$ (m/s)
1.032	24.10	24.30	0.9	-0.1	0.31
2.095	24.54	24.30	1.9	-0.2	0.31
3.006	24.08	24.30	2.9	-0.1	0.31
4.220	24.04	24.30	4.0	-0.2	0.31
5.00	23.78	24.30	4.9	-0.1	0.31
5.97	23.82	24.30	5.9	-0.1	0.31
7.01	23.78	24.30	6.9	-0.1	0.31
8.13	24.00	24.30	8.0	-0.1	0.31
9.07	23.82	24.30	9.0	-0.1	0.31
10.07	23.90	24.30	9.9	-0.1	0.31
11.13	23.84	24.30	11.1	0.0	0.31
12.13	23.80	24.30	12.0	-0.1	0.31
13.19	23.82	24.30	13.2	0.0	0.31
14.24	23.74	24.30	14.1	-0.1	0.31
15.20	23.80	24.30	15.2	0.0	0.33
16.26	23.74	24.30	16.1	-0.2	0.31

**Remark:**

<sup>5</sup> Calibration results only count for the tested circumstances and environmental conditions during which calibration took place

<sup>6</sup> Velocity of standard

<sup>7</sup> Velocity of Unit Under Calibration

**PHOTO OF CALIBRATION SET-UP**

Calibration set-up of the cup anemometer calibration in the wind tunnel of Jiranatee Associates Co., Ltd. The cup anemometer shown may differ from the calibrated one. Remark: The proportion of the set- up is not true to scale due to imaging geometry.





JIRANATEE ASSOCIATES CO.,LTD.

Jiranatee Associates Co.,Ltd.  
63/14-15, 67/35-36  
Petchkasem 7,7/1, Rd. Watthapra, Bangkokyai,  
Bangkok 10600 (Thailand)  
Tel: +6608680812  
Mobile: +66863999453  
E-mail: jnac-calibration@jiranatee.com  
Web site: www.jiranatee.com

Accredited calibration laboratory  
ISO/IEC 17025:2017  
NSC-TISI-TIS 17025  
CALIBRATION 0367

Air speed measurement laboratory  
Calibration services department.

Certificate Number

CWD-003-66

## CERTIFICATE OF CALIBRATION

Page 1 of 2 Pages

**MEASUREMENT ITEM** : Wind Direction Sensor  
**MANUFACTURER** : Novalynx  
**MODEL/TYPE** : Sensor: WS-02F  
Data logger: 200-WS-25LB  
**SERIAL NUMBER** : Sensor: WSD-A5190  
Data logger: A5190  
**ID NUMBER** : RYG\_FS0329  
**CONDITION AS-RECEIVED** : Used item  
**CUSTOMER** : ALS laboratory group (Thailand) Co., Ltd.  
104 Phatthanakan 40, Phatthanakan Rd, Khwaeng Suan Luang,  
Khet Suan Luang, Bangkok 10250 Thailand.

**RECEIVED DATE** : 11 Aug 2023  
**MEASUREMENT DATE** : 18 Aug 2023  
**ISSUE DATE** : 21 Aug 2023

### ENVIRONMENTAL CONDITIONS:

Ambient condition in the laboratory are as follow:

Temperature :  $23.0 \pm 3.0$  °C  
Relative Humidity :  $55.0 \pm 15.0$  %RH  
Atmospheric Pressure :  $1010 \pm 10$  hPa

**PLACE OF CALIBRATION** : Eiffel-type wind tunnel of Jiranatee Associates Co., Ltd.

**CALIBRATION CONDITION**

: Wind tunnel cross-section area <sup>1</sup>	900	cm <sup>2</sup>
Win direction frontal area <sup>2</sup>	129	cm <sup>2</sup>
Diameter of mounting pipe <sup>3</sup>	-	mm
Blockage ratio of test object <sup>4</sup>	0.143	[-]

**Preconditioning** : 24 hours at ambient conditions.  
**Measurement Condition** : The average values during measurement are (23.9)°C, (44.8) %RH and (1009.2) hPa.

### TABULATION OF RESULTS:

The table on next page give the measured values.

### Calibrated by:

- ☒ Mr. Sorawit Thachalad  
☐ Miss Jitraporn Lertsomphol



Approved signatory: \_\_\_\_\_

Mr. Parinya Booncharoen  
Calibration Department Manager

### Remark:

- <sup>1</sup> Nozzle cross-section area of the wind tunnel  
<sup>2</sup> Projected cross-section area of the tested object include mounting pipe  
<sup>3</sup> Diameter of mounting pipe  
<sup>4</sup> Ratio <sup>2</sup> to <sup>1</sup>



MEASUREMENT RESULTS<sup>5</sup>

The wind direction sensor was calibrated against standard rotary encoder by comparison method. During calibration, the measurement was carried out at 45° intervals in clockwise and counterclockwise directions after offset adjustment has been made. The flow speed of wind tunnel (usually 5 m/s) is kept constant while the sensor is rotated around its vertical axis. The results of calibration and associated measurement uncertainties are reported in the table below.

Air speed m/s	$D^6_{std}$ Degree (°)	$D^7_{uuc}$ Degree (°)	Error Degree (°)	$U (k=2)$ Degree (°)
5.00	45.000	41	-4	1.0
	90.000	87	-3	1.0
	135.001	132	-3	1.0
	180.000	178	-2	1.0
	225.000	226	1	1.0
	270.000	272	2	1.0
	315.000	319	4	1.0
	360.000	359	-1	1.0

## Remark:

<sup>5</sup> Calibration results only count for the tested circumstances and environmental conditions during which calibration took place

<sup>6</sup> Direction of standard

<sup>7</sup> Direction of Unit Under Calibration

\*\*\*End of Certificate of Calibration\*\*\*





JIRANATEE ASSOCIATES CO.,LTD.

Jiranatee Associates Co.,Ltd.  
63/14-15, 67/35-36  
Petchkasem 7,7/1, Rd. Watthapra, Bangkokyai,  
Bangkok 10600 (Thailand)  
Tel: +6608680812  
Mobile: +66863999453  
E-mail: jnac-calibration@jiranatee.com  
Web site: www.jiranatee.com

Accredited calibration laboratory  
ISO/IEC 17025:2017  
NSC-TISI-TIS 17025  
CALIBRATION 0367

Air speed measurement laboratory  
Calibration services department.

REVIEW BY	Kingkorn P.
APPROVED BY	Signature
NEXT CAL. DATE	10/8/24

Certificate Number

CL-018-66

## CERTIFICATE OF CALIBRATION

Page 1 of 2 Pages

**MEASUREMENT ITEM** : Cup anemometer  
**MANUFACTURER** : Novalynx  
**MODEL/TYPE** : Sensor: WS-02F  
Data logger: 200-WS-25LB  
**SERIAL NUMBER** : Sensor: -  
Data logger: A5369  
**ID NUMBER** : RYG\_FS0411  
**CONDITION AS-RECEIVED** : Used item  
**CUSTOMER** : ALS laboratory group (Thailand) Co., Ltd.  
104 Phatthanakan 40, Phatthanakan Rd, Khwaeng Suan Luang,  
Khet Suan Luang, Bangkok 10250 Thailand.

**RECEIVED DATE** : 27 Jan 2023  
**MEASUREMENT DATE** : 10 Feb 2023  
**ISSUE DATE** : 10 Feb 2023

### ENVIRONMENTAL CONDITIONS:

Ambient condition in the laboratory are as follow:

Temperature	: 23.0 ± 3.0	°C
Relative Humidity	: 55.0 ± 15.0	%RH
Atmospheric Pressure	: 1010 ± 10	hPa

**PLACE OF CALIBRATION** : Eiffel-type wind tunnel of Jiranatee Associates Co., Ltd.

<b>CALIBRATION CONDITIONS</b>	: Wind tunnel cross-section area <sup>1</sup>	900	cm <sup>2</sup>
	Win direction frontal area <sup>2</sup>	100	cm <sup>2</sup>
	Diameter of mounting pipe <sup>3</sup>	-	mm
	Blockage ratio of test object <sup>4</sup>	0.111	[-]

**Preconditioning** : 24 hours at ambient conditions.  
**Measurement Condition** : The average values during measurement are (23.8) °C, (44.8) %RH and (1010.3) hPa.

### TABULATION OF RESULTS:

The table on next page give the measured values.

### Calibrated by:

- ☒ Mr. Sorawit Thachalad  
☐ Miss Jitraporn Lertsomphol



Approved signatory:

Signature

Mr. Parinya Booncharoen  
Calibration Department Manager

### Remark:

- <sup>1</sup> Nozzle cross-section area of the wind tunnel  
<sup>2</sup> Projected cross-section area of the tested object include mounting pipe  
<sup>3</sup> Diameter of mounting pipe  
<sup>4</sup> Ratio <sup>2</sup> to <sup>1</sup>



**MEASUREMENT RESULTS <sup>5</sup>**

The cup anemometer, Unit Under Calibration (UUC) was exercise at 10 m/s for 5 minutes prior to calibration being performed. The standard air velocity 0.5 m/s to 5 m/s was calculated by a standard air velocity transducer and above 5 m/s to 30 m/s was calculated by a pitot tube with precision differential pressure meter which was installed 40 mm and 300 mm respectively away from wind tunnel nozzle, UUC was installed at center of the test section. The calibration was carried out under both rising and falling air velocity in the range of 1 m/s to 16 m/s at calibration interval of 1 m/s. The results of calibration and associated measurement uncertainties are reported in the table below.

$V_{std}$ <sup>6</sup> (m/s)	Temp. wind tunnel (°C)	Temp. room (°C)	$V_{uuc}$ <sup>7</sup> (m/s)	Error (m/s)	$U (k=2)$ (m/s)
0.983	23.60	23.55	0.8	-0.2	0.15
2.038	23.50	23.55	1.8	-0.2	0.16
3.044	23.50	23.55	2.9	-0.2	0.18
4.147	23.58	23.55	3.9	-0.3	0.19
5.00	23.50	23.55	4.9	-0.1	0.18
5.98	23.62	23.55	5.9	-0.1	0.18
7.04	23.28	23.55	7.0	-0.1	0.18
8.16	23.56	23.55	8.0	-0.2	0.19
9.10	23.26	23.55	9.0	-0.1	0.19
10.07	23.50	23.55	10.0	-0.1	0.19
11.13	23.10	23.55	11.0	-0.2	0.20
12.13	23.50	23.55	12.1	-0.1	0.30
13.21	23.12	23.55	13.1	-0.1	0.22
14.25	23.36	23.55	14.0	-0.2	0.27
15.24	23.10	23.55	15.1	-0.2	0.28
16.29	23.20	23.55	16.0	-0.3	0.24

**Remark:**

<sup>5</sup> Calibration results only count for the tested circumstances and environmental conditions during which calibration took place

<sup>6</sup> Velocity of standard

<sup>7</sup> Velocity of Unit Under Calibration

**PHOTO OF CALIBRATION SET-UP**

Calibration set-up of the cup anemometer calibration in the wind tunnel of Jiranatee Associates Co., Ltd. The cup anemometer shown may differ from the calibrated one. Remark: The proportion of the set-up is not true to scale due to imaging geometry.

\*\*\*End of Certificate of Calibration\*\*\*  
JIRANATE ASSOCIATES CO., LTD.

## CERTIFICATE OF CALIBRATION

Page 1 of 2 Pages

**MEASUREMENT ITEM** : Wind Direction Sensor  
**MANUFACTURER** : Novalynx  
**MODEL/TYPE** : Sensor: WS-02F  
Data logger: 200-WS-25LB  
**SERIAL NUMBER** : Sensor: -  
Data logger: A5369  
**ID NUMBER** : RYG\_FS0411  
**CONDITION AS-RECEIVED** : Used item  
**CUSTOMER** : ALS laboratory group (Thailand) Co., Ltd.  
104 Phatthanakan 40, Phatthanakan Rd, Khwaeng Suan Luang,  
Khet Suan Luang, Bangkok 10250 Thailand.

**RECEIVED DATE** : 27 Jan 2023  
**MEASUREMENT DATE** : 10 Feb 2023  
**ISSUE DATE** : 10 Feb 2023

**ENVIRONMENTAL CONDITIONS:**

Ambient condition in the laboratory are as follow:

Temperature	: 23.0 ± 3.0	°C
Relative Humidity	: 55.0 ± 15.0	%RH
Atmospheric Pressure	: 1010 ± 10	hPa

**PLACE OF CALIBRATION** : Eiffel-type wind tunnel of Jiranatee Associates Co., Ltd.

<b>CALIBRATION CONDITION</b>	: Wind tunnel cross-section area <sup>1</sup>	900	cm <sup>2</sup>
	Win direction frontal area <sup>2</sup>	129	cm <sup>2</sup>
	Diameter of mounting pipe <sup>3</sup>	-	mm
	Blockage ratio of test object <sup>4</sup>	0.143	[-]

**Preconditioning** : 24 hours at ambient conditions.  
**Measurement Condition** : The average values during measurement are (23.9)°C, (48.3) %RH and (1011.4) hPa.

**TABULATION OF RESULTS:**

The table on next page give the measured values.

**Calibrated by:**

- ☒ Mr. Sorawit Thachalad  
☐ Miss Jitraporn Lertsomphol



Approved signatory: .....

Mr. Parinya Booncharoen  
Calibration Department Manager

**Remark:**

- <sup>1</sup> Nozzle cross-section area of the wind tunnel  
<sup>2</sup> Projected cross-section area of the tested object include mounting pipe  
<sup>3</sup> Diameter of mounting pipe  
<sup>4</sup> Ratio <sup>2</sup> to <sup>1</sup>



MEASUREMENT RESULTS<sup>5</sup>

The wind direction sensor was calibrated against standard rotary encoder by comparison method. During calibration, the measurement was carried out at 45° intervals in clockwise and counterclockwise directions after offset adjustment has been made. The flow speed of wind tunnel (usually 5 m/s) is kept constant while the sensor is rotated around its vertical axis. The results of calibration and associated measurement uncertainties are reported in the table below.

Air speed m/s	$D^{\text{std}}$ Degree (°)	$D^{\text{uuc}}$ Degree (°)	Error Degree (°)	$U (k=2)$ Degree (°)
5.00	0.000	0	0	0.58
	45.000	41	-4	0.58
	90.000	87	-3	0.58
	135.000	135	0	0.68
	180.000	182	2	0.74
	225.000	230	5	0.68
	270.001	275	5	0.58
	315.000	320	5	0.58

## Remark:

<sup>5</sup> Calibration results only count for the tested circumstances and environmental conditions during which calibration took place

<sup>6</sup> Direction of standard

<sup>7</sup> Direction of Unit Under Calibration



\*\*\*End of Certificate of Calibration\*\*\*

Certificate Number

CL-019-66

## CERTIFICATE OF CALIBRATION

Page 1 of 2 Pages

**MEASUREMENT ITEM** : Cup anemometer  
**MANUFACTURER** : Novalynx  
**MODEL/TYPE** : Sensor: WS-02F  
 Data logger: 200-WS-25LB  
**SERIAL NUMBER** : Sensor: -  
 Data logger: AS374  
**ID NUMBER** : RYG\_FS0412  
**CONDITION AS-RECEIVED** : Used item  
**CUSTOMER** : ALS laboratory group (Thailand) Co., Ltd.  
 104 Phatthanakan 40, Phatthanakan Rd, Khwaeng Suan Luang,  
 Khet Suan Luang, Bangkok 10250 Thailand.

**RECEIVED DATE** : 27 Jan 2023  
**MEASUREMENT DATE** : 10 Feb 2023  
**ISSUE DATE** : 10 Feb 2023

**ENVIRONMENTAL CONDITIONS:**

Ambient condition in the laboratory are as follow:

Temperature	: 23.0 ± 3.0	°C
Relative Humidity	: 55.0 ± 15.0	%RH
Atmospheric Pressure	: 1010 ± 10	hPa

**PLACE OF CALIBRATION** : Eiffel-type wind tunnel of Jiranatee Associates Co., Ltd.

<b>CALIBRATION CONDITIONS</b>	: Wind tunnel cross-section area <sup>1</sup>	900	cm <sup>2</sup>
	Win direction frontal area <sup>2</sup>	100	cm <sup>2</sup>
	Diameter of mounting pipe <sup>3</sup>	-	mm
	Blockage ratio of test object <sup>4</sup>	0.111	[-]


**Preconditioning** : 24 hours at ambient conditions.  
**Measurement Condition** : The average values during measurement are (23.5) °C, (49.7) %RH and (1010.3) hPa.

**TABULATION OF RESULTS:**

The table on next page give the measured values.

**Calibrated by:**

- ☒ Mr. Sorawit Thachalad  
☐ Miss Jitraporn Lertsomphol



Approved signatory:

Mr. Parinya Booncharoen  
Calibration Department Manager

**Remark:**

- <sup>1</sup> Nozzle cross-section area of the wind tunnel  
<sup>2</sup> Projected cross-section area of the tested object include mounting pipe  
<sup>3</sup> Diameter of mounting pipe  
<sup>4</sup> Ratio <sup>2</sup> to <sup>1</sup>



**MEASUREMENT RESULTS <sup>5</sup>**

The cup anemometer, Unit Under Calibration (UUC) was exercise at 10 m/s for 5 minutes prior to calibration being performed. The standard air velocity 0.5 m/s to 5 m/s was calculated by a standard air velocity transducer and above 5 m/s to 30 m/s was calculated by a pitot tube with precision differential pressure meter which was installed 40 mm and 300 mm respectively away from wind tunnel nozzle, UUC was installed at center of the test section. The calibration was carried out under both rising and falling air velocity in the range of 1 m/s to 16 m/s at calibration interval of 1 m/s. The results of calibration and associated measurement uncertainties are reported in the table below.


$v_{std}^6$ (m/s)	Temp. wind tunnel (°C)	Temp. room (°C)	$v_{UUC}^7$ (m/s)	Error (m/s)	$U (k=2)$ (m/s)
0.981	23.52	23.50	0.8	-0.2	0.15
2.039	23.46	23.50	1.8	-0.2	0.16
3.040	23.50	23.50	2.9	-0.2	0.17
4.144	23.56	23.50	3.9	-0.2	0.20
5.00	23.38	23.50	4.8	-0.2	0.19
5.98	23.56	23.50	5.8	-0.2	0.17
7.05	23.26	23.50	6.9	-0.2	0.18
8.15	23.50	23.50	7.9	-0.2	0.19
9.09	23.30	23.50	8.9	-0.2	0.19
10.09	23.50	23.50	9.9	-0.2	0.20
11.14	23.24	23.50	11.0	-0.2	0.21
12.13	23.36	23.50	12.0	-0.2	0.21
13.18	23.32	23.50	13.0	-0.2	0.21
14.26	23.18	23.50	14.0	-0.2	0.22
15.21	23.30	23.50	14.9	-0.3	0.24
16.28	23.12	23.50	16.1	-0.2	0.24

**Remark:**

<sup>5</sup> Calibration results only count for the tested circumstances and environmental conditions during which calibration took place

<sup>6</sup> Velocity of standard

<sup>7</sup> Velocity of Unit Under Calibration

**PHOTO OF CALIBRATION SET-UP**

Calibration set-up of the cup anemometer calibration in the wind tunnel of Jiranatee Associates Co., Ltd. The cup anemometer shown may differ from the calibrated one. Remark: The proportion of the set- up is not true to scale due to imaging geometry.



JIRANATEE ASSOCIATES CO.,LTD.

Jiranatee Associates Co.,Ltd.  
63/14-15, 67/35-36  
Petchkasem 7,7/1, Rd. Watthapra, Bangkokyai,  
Bangkok 10600 (Thailand)  
Tel: +6608680812  
Mobile: +66863999453  
E-mail: jnac-calibration@jiranatee.com  
Web site: www.jiranatee.com

Accredited calibration laboratory  
ISO/IEC 17025:2017  
NSC-TISI-TIS 17025  
CALIBRATION 0367

Air speed measurement laboratory  
Calibration services department.

Certificate Number

CL-017-66

## CERTIFICATE OF CALIBRATION

Page 1 of 2 Pages

**MEASUREMENT ITEM** : Wind Direction Sensor  
**MANUFACTURER** : Novalynx  
**MODEL/TYPE** : Sensor: WS-02F  
Data logger: 200-WS-25LB  
**SERIAL NUMBER** : Sensor: -  
Data logger: A5374  
**ID NUMBER** : RYG\_FS0412  
**CONDITION AS-RECEIVED** : Used item  
**CUSTOMER** : ALS laboratory group (Thailand) Co., Ltd.  
104 Phatthanakan 40, Phatthanakan Rd, Khwaeng Suan Luang,  
Khet Suan Luang, Bangkok 10250 Thailand.

**RECEIVED DATE** : 27 Jan 2023  
**MEASUREMENT DATE** : 10 Feb 2023  
**ISSUE DATE** : 10 Feb 2023

### ENVIRONMENTAL CONDITIONS:

Ambient condition in the laboratory are as follow:

Temperature :  $23.0 \pm 3.0$  °C  
Relative Humidity :  $55.0 \pm 15.0$  %RH  
Atmospheric Pressure :  $1010 \pm 10$  hPa

**PLACE OF CALIBRATION** : Eiffel-type wind tunnel of Jiranatee Associates Co., Ltd.

**CALIBRATION CONDITION** : Wind tunnel cross-section area<sup>1</sup> 900 cm<sup>2</sup>  
Win direction frontal area<sup>2</sup> 129 cm<sup>2</sup>  
Diameter of mounting pipe<sup>3</sup> - mm  
Blockage ratio of test object<sup>4</sup> 0.143 [-]

**Preconditioning** : 24 hours at ambient conditions.

**Measurement Condition** : The average values during measurement are (23.9)°C, (50.6) %RH and (1011.8) hPa.

### TABULATION OF RESULTS:

The table on next page give the measured values.

### Calibrated by:

- ☒ Mr. Sorawit Thachalad  
☐ Miss Jittraporn Lertsomphol



Approved signatory: .....

Mr. Parinya Booncharoen  
Calibration Department Manager

### Remark:

- <sup>1</sup> Nozzle cross-section area of the wind tunnel  
<sup>2</sup> Projected cross-section area of the tested object include mounting pipe  
<sup>3</sup> Diameter of mounting pipe  
<sup>4</sup> Ratio <sup>2</sup> to <sup>1</sup>



MEASUREMENT RESULTS<sup>5</sup>

The wind direction sensor was calibrated against standard rotary encoder by comparison method. During calibration, the measurement was carried out at 45° intervals in clockwise and counterclockwise directions after offset adjustment has been made. The flow speed of wind tunnel (usually 5 m/s) is kept constant while the sensor is rotated around its vertical axis. The results of calibration and associated measurement uncertainties are reported in the table below.

Air speed m/s	$D^s_{std}$ Degree (°)	$D^7_{uuc}$ Degree (°)	Error Degree (°)	$U (k=2)$ Degree (°)
4.98	0.000	0	0	0.58
	45.000	41	-4	0.58
	90.000	87	-3	0.74
	135.001	132	-3	0.74
	180.000	178	-2	0.74
	225.000	227	2	0.58
	270.000	274	4	0.58
	315.000	320	5	0.58

## Remark:

<sup>5</sup> Calibration results only count for the tested circumstances and environmental conditions during which calibration took place

<sup>6</sup> Direction of standard

<sup>7</sup> Direction of Unit Under Calibration



\*\*\*End of Certificate of Calibration\*\*\*

Certificate Number

CWS-004-66

## CERTIFICATE OF CALIBRATION

Page 1 of 2 Pages

**MEASUREMENT ITEM** : Cup anemometer  
**MANUFACTURER** : Novalynx  
**MODEL/TYPE** : Sensor: WS-02F  
Data logger: 200-WS-25LB  
**SERIAL NUMBER** : Sensor: WSD-A5191  
Data logger: A5191  
**ID NUMBER** : RYG\_FS0328  
**CONDITION AS-RECEIVED** : Used item  
**CUSTOMER** : ALS laboratory group (Thailand) Co., Ltd.  
104 Phatthanakan 40, Phatthanakan Rd, Khwaeng Suan Luang,  
Khet Suan Luang, Bangkok 10250 Thailand.

**RECEIVED DATE** : 11 Aug 2023  
**MEASUREMENT DATE** : 18 Aug 2023  
**ISSUE DATE** : 21 Aug 2023

### ENVIRONMENTAL CONDITIONS:

Ambient condition in the laboratory are as follow:

Temperature :  $23.0 \pm 3.0$  °C  
Relative Humidity :  $55.0 \pm 15.0$  %RH  
Atmospheric Pressure :  $1010 \pm 10$  hPa

**PLACE OF CALIBRATION** : Eiffel-type wind tunnel of Jiranatee Associates Co., Ltd.

**CALIBRATION CONDITIONS** : Wind tunnel cross-section area<sup>1</sup> 900 cm<sup>2</sup>  
Win direction frontal area<sup>2</sup> 100 cm<sup>2</sup>  
Diameter of mounting pipe<sup>3</sup> - mm  
Blockage ratio of test object<sup>4</sup> 0.111 [-]

**Preconditioning** : 24 hours at ambient conditions.  
**Measurement Condition** : The average values during measurement are (24.1) °C, (44.3) %RH and (1005.44) hPa.

### TABULATION OF RESULTS:

The table on next page give the measured values.

### Calibrated by:

☒ Mr. Sorawit Thachalad  
☐ Miss Jitraporn Lertsomphol



Approved signatory: .....

Mr. Parinya Booncharoen  
Calibration Department Manager

### Remark:

- <sup>1</sup> Nozzle cross-section area of the wind tunnel  
<sup>2</sup> Projected cross-section area of the tested object include mounting pipe  
<sup>3</sup> Diameter of mounting pipe  
<sup>4</sup> Ratio <sup>2</sup> to <sup>1</sup>



Certificate Number

CWD-004-66

## CERTIFICATE OF CALIBRATION

Page 1 of 2 Pages

**MEASUREMENT ITEM** : Wind Direction Sensor  
**MANUFACTURER** : Novalynx  
**MODEL/TYPE** : Sensor: WS-02F  
Data logger: 200-WS-25LB  
**SERIAL NUMBER** : Sensor: WSD-A5191  
Data logger: A5191  
**ID NUMBER** : RYG\_FS0328  
**CONDITION AS-RECEIVED** : Used item  
**CUSTOMER** : ALS laboratory group (Thailand) Co., Ltd.  
104 Phatthanakan 40, Phatthanakan Rd, Khwaeng Suan Luang,  
Khet Suan Luang, Bangkok 10250 Thailand.

**RECEIVED DATE** : 11 Aug 2023  
**MEASUREMENT DATE** : 18 Aug 2023  
**ISSUE DATE** : 21 Aug 2023

**ENVIRONMENTAL CONDITIONS:**

Ambient condition in the laboratory are as follow:

Temperature	: 23.0 ± 3.0	°C
Relative Humidity	: 55.0 ± 15.0	%RH
Atmospheric Pressure	: 1010 ± 10	hPa

**PLACE OF CALIBRATION** : Eiffel-type wind tunnel of Jiranatee Associates Co., Ltd.

<b>CALIBRATION CONDITION</b>	: Wind tunnel cross-section area <sup>1</sup>	900	cm <sup>2</sup>
	Win direction frontal area <sup>2</sup>	129	cm <sup>2</sup>
	Diameter of mounting pipe <sup>3</sup>	-	mm
	Blockage ratio of test object <sup>4</sup>	0.143	[-]

**Preconditioning** : 24 hours at ambient conditions.  
**Measurement Condition** : The average values during measurement are (23.9)°C, (41.2) %RH and (1009.3) hPa.

**TABULATION OF RESULTS:**

The table on next page give the measured values.

**Calibrated by:**

- ☒ Mr. Sorawit Thachalad  
☐ Miss Jitraporn Lertsomphol



Approved signatory: .....

Mr. Parinya Booncharoen  
Calibration Department Manager

**Remark:**

- <sup>1</sup> Nozzle cross-section area of the wind tunnel  
<sup>2</sup> Projected cross-section area of the tested object include mounting pipe  
<sup>3</sup> Diameter of mounting pipe  
<sup>4</sup> Ratio <sup>2</sup> to <sup>1</sup>

MEASUREMENT RESULTS <sup>5</sup>

The wind direction sensor was calibrated against standard rotary encoder by comparison method. During calibration, the measurement was carried out at 45° intervals in clockwise and counterclockwise directions after offset adjustment has been made. The flow speed of wind tunnel (usually 5 m/s) is kept constant while the sensor is rotated around its vertical axis. The results of calibration and associated measurement uncertainties are reported in the table below.

Air speed m/s	$D^{6}_{std}$ Degree (°)	$D^{7}_{uuc}$ Degree (°)	Error Degree (°)	$U (k=2)$ Degree (°)
5.01	45.000	42	-3	1.0
	90.000	87	-3	1.0
	135.000	133	-2	1.0
	180.000	182	2	1.0
	225.000	229	4	1.0
	270.000	275	5	1.0
	315.000	320	5	1.0
	360.000	359	-1	1.0

## Remark:

<sup>5</sup> Calibration results only count for the tested circumstances and environmental conditions during which calibration took place

<sup>6</sup> Direction of standard

<sup>7</sup> Direction of Unit Under Calibration

\*\*\*End of Certificate of Calibration\*\*\*





# Certificate of System Qualification

GC-OQ + GCMS-OQ

System ID: RYG\_EN0136  
Organization Name: ALS Laboratory Group (Thailand) Co.Ltd.  
Organization Location: 616/10, Moo 5, Tambol Mae Nam Khu, Pluak Daeng, Rayong, 21140, Thailand

Date: January 5, 2024 10:53:24 AM  
EQP Name: AgilentRecommended , AgilentRecommended  
EQP Revision: GC.02.54, GCMS.02.54  
Overall Qualification Status: Pass

REVIEW BY Chontichak  
APPROVED BY D. me.  
NEXT CAL. DATE 1/07/2025

## CDS Logon Verification - GC

Logon: chonticha.khunkaew

## Overall CDS Logon Verification - GC Test Status

Pass

## System Inspection and Basic Safety and Operation

Name: 7890

Setpoint Status: Pass

## Overall System Inspection and Basic Safety and Operation Test Status

Pass

## Inlet Pressure Accuracy

Name: 7890

Front SSL

Setpoint Status: Pass

	Setpoint		Actual	
Inlet Pressure:	25.0	psi	25	psi
Accuracy:			0.0	psi
Agilent Recommended:			<= 1.2	

Date: January 5, 2024 10:53:24 AM  
System ID: RYG\_EN0136

Overall Inlet Pressure Accuracy Test Status

Pass

GC Oven Temperature Accuracy

Name:	7890			
Setpoint Status:	Pass			
Zone:	Oven			
	Setpoint/Actual			
Temperature:	230.0	229	°C	
Accuracy:		-1.0	°C	
Agilent Recommended:	>=	-1.0	% setpoint in K	( -5.0 °C )
	<=	1.0	% setpoint in K	( 5.0 °C )
Setpoint Status:	Pass			
Zone:	Oven			
	Setpoint/Actual			
Temperature:	100.0	100.8	°C	
Accuracy:		0.8	°C	
Agilent Recommended:	>=	-1.0	% setpoint in K	( -3.7 °C )
	<=	1.0	% setpoint in K	( 3.7 °C )

Overall GC Oven Temperature Accuracy Test Status

Pass

GC Oven Temperature Stability

Name:	7890			
Setpoint Status:	Pass			
	Setpoint/Average			
Temperature:	100.0	100.8167	°C	
Stability:		0.1	°C	
Agilent Recommended:	<=	0.5		

Overall GC Oven Temperature Stability Test Status

Pass

## Log Amp

Tested Combination1 Front SSL / External SQ

Name: 5977B

Setpoint Status: Pass

## Overall Log Amp Test Status

Pass

## RFPA

Tested Combination1 Front SSL / External SQ

Name: 5977B

Setpoint Status: Pass

Amu: 1050 m/z

Drift After Five Minutes:

6 mV

RFPA Voltage:

509 mV

Agilent Recommended:

&gt;= -100

and

&lt;= 100

&lt;= 1100

## Overall RFPA Test Status

Pass

## Tune EI

Tested Combination1 Front SSL / External SQ

Name: 5977B

Setpoint Status: Pass

Filament: 1

Setpoint Status: Pass

Filament: 2

## Overall Tune EI Test Status

Pass

## Scouting Run

Date: January 5, 2024 10:53:24 AM  
System ID: RYG\_EN0136

Tested Combination1	Front	SSL	/ External	SQ
	Manual Injection			
Name:	Not applicable			
Source:	EI - Extractor			
Setpoint Status:	Completed			
Injection Volume on Column:	1.0 uL			
Overall Scouting Run Status				
Completed				

Signal to Noise EI

Tested Combination1	Front	SSL	/ External	SQ
Name:	5977B			
Source:	EI - Extractor	Filament:	1	
Setpoint Status:	Pass			
Signal to Noise:	5113			
Agilent Recommended:	>= 1200			
Source:	EI - Extractor	Filament:	2	
Setpoint Status:	Pass			
Signal to Noise:	4456			
Agilent Recommended:	>= 1200			

Overall Signal to Noise EI Test Status

Pass

NOTE: This test's 2 comment(s) and 3 deviation(s) are available in the Attachments section.

## Instrument Details

### Purpose

This section describes the as found system configuration.

### Details

#### System

System ID	RYG_EN0136
Manufacturer	Agilent Technologies
Name	7890
Flow Data Input	Manual Data
Temperature Data Input	Manual Data or Other Data Logging

#### Tested Combination1

Injection Technique	Manual Injection
Inlet	Front
Detector	External
LTM Included?	No

#### Sampler 1

Manufacturer	Agilent Technologies
Type	Manual Injection
Usage	Sample Injection
Syringe Volume (µL)	10

#### Mainframe 1

Manufacturer	Agilent Technologies
Name	7890
Model Number	G3442B
Serial Number	CN16463238
Firmware Revision	B.02.04.3
Component ID/Asset No.	081117000236
Oven Type	Standard

## Inlet 1

Manufacturer	Agilent Technologies
Name	7890
Type	SSL
Location	Front
Carrier Gas	Helium
Control Type	Electronic Pressure Control (EPC)
Purged Inlet	Yes

## Detector 1

Manufacturer	Agilent Technologies
Name	Mass Spectrometer
Type	Mass Spectrometer
Location	External

## Mass Spectrometer 1

Manufacturer	Agilent Technologies
Type	SQ
Name	5977B
Model Number	G7077B
Serial Number	US1701M008
Firmware Revision	5977 6.00.34
High Vacuum System	Turbo Pump
Scouting Run Standard	OFN Std
Component ID/Asset No.	081117000236

## MS EI Source 1

Manufacturer	Agilent Technologies
Source Type	EI - Extractor
Number of filaments	2

# Electronic Signature

## Purpose

This signature page was created and published because the ACE sign-off action was executed, which is valid for the entire document, including attachments. The ACE sign-off is an electronic signature that requires two distinct identification components: unique username and personal password. The Agilent representative who has delivered this service understands the meaning and legal status of an electronic signature. As a trained official operator, the Agilent representative has a unique password and logon to access ACE and electronically sign this document. (Other e-signatures can be applied to this document using a Document Content Management or other suitable method defined in your data access and control procedures.)

## Details

Full Name of Signer:	Eaknarin Puangsopa
Logged On User Name:	eaknarin_puangsopa@agilent.com
Signature Creation Date:	January 5, 2024
Reason for Signature:	Executed protocol and published this original version of document

## Regulatory Disclaimer

This document provides a protocol to verify and record instrument configuration and evidence of proper operation. It has been prepared from our interpretation of applicable regulations as well as industry best practices. The document is designed to provide an important component of a complete compliance package. Validation depends upon many factors and use of this protocol alone does not assure compliance. Agilent Technologies makes no promises or representations as to its sufficiency for any specific regulatory program.

## Warranty

Agilent Technologies makes no warranty of any kind to this material, including but not limited to, the implied warranties or merchantability and fitness for a particular purpose. Agilent Technologies shall not be liable for errors contained herein or for incidental or consequential damages in connection with the furnishing, performance, or use of this material.

User Name: eaknarin\_puangsoa  
Report Generated by Hostname: ASRYGWX074

System Id: RYG\_EN0136  
Print Date: January 5, 2024 10:53:25 AM

## ALS\_OQ\_RYG\_EN0136 Transaction log :

Time	Transaction State	Activity Performed	Type of Transaction	Optional Information
January 4, 2024 10:37:31 AM	Audit	SessionCreated	Session	None
January 4, 2024 10:37:31 AM	Start	Configuration	Session	None
January 4, 2024 10:37:31 AM	Audit	Entitlement	Licensing	User is FieldEngineer and does not require an unlock code
January 4, 2024 10:39:29 AM	Audit	EqpLoaded	Session	EQP details for primary technique [Gc] - File path: [ProtocolPacks/Gc/Configurations/02.54/Gc.02.54.eqp], EQP File Name: [Gc.02.54.eqp], EQP Name: [AgilentRecommended], Protocol Revision :[Gc.02.54] EQP details for hyphenated technique [GcMs] - File path: [ProtocolPacks/GcMs/Configurations/02.54/GcMs.02.54.eqp], EQP File Name: [GcMs.02.54.eqp], EQP Name: [AgilentRecommended]
January 4, 2024 10:39:40 AM	End	Configuration	Session	None
January 4, 2024 10:39:44 AM	Start	Qualification	Session	OQ
January 4, 2024 10:39:44 AM	Start	Execution	CDS Logon Verification - GC - 7890: - Qualitative test	None
January 4, 2024 10:46:00 AM	End	Execution	CDS Logon Verification - GC - 7890: - Qualitative test	Run Count : 1



User Name: eaknarin\_puangsopa  
Report Generated by Hostname: ASRYGWX074

System Id: RYG\_EN0136  
Print Date: January 5, 2024 10:53:25 AM

## ALS\_OQ\_RYG\_EN0136 Transaction log :

Time	Transaction State	Activity Performed	Type of Transaction	Optional Information
January 4, 2024 10:46:05 AM	Start	Execution	System Inspection and Basic Safety and Operation - 7890: - Qualitative Test - No setpoints associated	None
January 4, 2024 10:46:18 AM	End	Execution	System Inspection and Basic Safety and Operation - 7890: - Qualitative Test - No setpoints associated	Run Count : 1
January 4, 2024 10:46:22 AM	Start	Execution	Inlet Pressure Accuracy - Front SSL: - Pressure Controlled Inlet - S: 25.0 psi - L: <= 1.2 psi	None
January 4, 2024 10:48:52 AM	End	Execution	Inlet Pressure Accuracy - Front SSL: - Pressure Controlled Inlet - S: 25.0 psi - L: <= 1.2 psi	Run Count : 1
January 4, 2024 10:48:54 AM	Start	Execution	GC Oven Temperature Accuracy - 7890: - Temperature : Oven - S: 230.0°C - L: >= -1.0 AND <= 1.0 % setpoint in K	None
January 4, 2024 10:51:05 AM	Audit	Data	GC Oven Temperature Accuracy - 7890: - Temperature : Oven - S: 230.0°C - L: >= -1.0 AND <= 1.0 % setpoint in K	Manual Data Entry
January 4, 2024 10:51:08 AM	End	Execution	GC Oven Temperature Accuracy - 7890: - Temperature : Oven - S: 230.0°C - L: >= -1.0 AND <= 1.0 % setpoint in K	Run Count : 1
January 4, 2024 10:51:43 AM	Start	Execution	GC Oven Temperature Accuracy - 7890: - Temperature : Oven - S: 100.0°C - L: >= -1.0 AND <= 1.0 % setpoint in K	None
January 4, 2024 10:58:45 AM	Audit	Data	GC Oven Temperature Accuracy - 7890: - Temperature : Oven - S: 100.0°C - L: >= -1.0 AND <= 1.0 % setpoint in K	Manual Data Entry

Page 2 / 7

User Name: eaknarin\_puangsoa  
Report Generated by Hostname: ASRYGWX074

System Id: RYG\_EN0136  
Print Date: January 5, 2024 10:53:25 AM

## ALS\_OO\_RYG\_EN0136 Transaction log :

Time	Transaction State	Activity Performed	Type of Transaction	Optional Information
January 4, 2024 10:58:46 AM	End	Execution	GC Oven Temperature Accuracy - 7890: - Temperature : Oven - S: 100.0°C - L: >= -1.0 AND <= 1.0 % setpoint in K	Run Count : 1
January 4, 2024 10:58:59 AM	Start	Execution	GC Oven Temperature Stability - 7890: - Temperature : Oven - S: 100.0°C - L: <= 0.5°C	None
January 4, 2024 11:23:26 AM	Audit	Data	GC Oven Temperature Stability - 7890: - Temperature : Oven - S: 100.0°C - L: <= 0.5°C	Manual Data Entry
January 4, 2024 11:23:29 AM	End	Execution	GC Oven Temperature Stability - 7890: - Temperature : Oven - S: 100.0°C - L: <= 0.5°C	Run Count : 1
January 4, 2024 11:23:35 AM	Start	Execution	Log Amp - 5977B SQ: - Source: None EI - Extractor	
January 4, 2024 11:43:23 AM	End	Execution	Log Amp - 5977B SQ: - Source: EI - Extractor	Run Count : 1
January 4, 2024 11:43:26 AM	Start	Execution	RFPA - 5977B SQ: - Source: EI - Extractor	None
January 4, 2024 11:53:23 AM	End	Execution	RFPA - 5977B SQ: - Source: EI - Extractor	Run Count : 1
January 4, 2024 11:53:28 AM	Start	Execution	Tune EI - 5977B SQ: - Source: - None EI - Extractor Filament 1 (Qualitative - No setpoints associated)	
January 4, 2024 1:37:26 PM	End	Execution	Tune EI - 5977B SQ: - Source: - EI - Extractor Filament 1 (Qualitative - No setpoints associated)	Run Count : 1
January 4, 2024 1:37:29 PM	Start	Execution	Tune EI - 5977B SQ: - Source: - None EI - Extractor Filament 2 (Qualitative - No setpoints associated)	

Page 3 / 7

User Name: caknarin\_puangsoa  
Report Generated by Hostname: ASRYGWX074

System Id: RYG\_EN0136  
Print Date: January 5, 2024 10:53:25 AM

## ALS\_OQ\_RYG\_EN0136 Transaction log :

Time	Transaction State	Activity Performed	Type of Transaction	Optional Information
January 4, 2024 1:48:59 PM	End	Execution	Tune EI - 5977B SQ: - Source: - Run Count : 1 EI - Extractor Filament 2 (Qualitative - No setpoints associated)	
January 4, 2024 1:49:02 PM	Start	Execution	Scouting Run - Manual Injection, Front SSL, SQ: - Source: - EI - Extractor- Part of GCMS System Preparation	None
January 4, 2024 2:20:35 PM	Audit	AceClosed	Session	None
January 5, 2024 8:28:16 AM	Audit	AceRestarted	Session	None
January 5, 2024 8:28:18 AM	Audit	SessionReloaded	Session	None
January 5, 2024 8:28:29 AM	Start	Qualification	Session	QQ
January 5, 2024 8:28:29 AM	Start	Execution	Scouting Run - Manual Injection, Front SSL, SQ: - Source: - EI - Extractor- Part of GCMS System Preparation	None
January 5, 2024 9:21:29 AM	Audit	Data	Scouting Run - Manual Injection, Front SSL, SQ: - Source: - EI - Extractor- Part of GCMS System Preparation	Data files Path : D:\OQ2024\scout1.D
January 5, 2024 9:21:53 AM	End	Execution	Scouting Run - Manual Injection, Front SSL, SQ: - Source: - EI - Extractor- Part of GCMS System Preparation	Run Count : 1
January 5, 2024 9:21:58 AM	Start	Execution	Signal to Noise EI - Liquid Injection, Front SSL, SQ: - Source: EI - Extractor using Filament 1 - L: >= 1200	None

Page 4 / 7

User Name: eaknarin\_puangsoa  
Report Generated by Hostname: ASRYGWX074

System Id: RYG\_EN0136  
Print Date: January 5, 2024 10:53:25 AM

## ALS\_OQ\_RYG\_EN0136 Transaction log :

Time	Transaction State	Activity Performed	Type of Transaction	Optional Information
January 5, 2024 9:25:39 AM	End	Qualification	Session	OQ
January 5, 2024 9:25:39 AM	Start	Reporting	Session	None
January 5, 2024 9:27:46 AM	End	Reporting	Session	None
January 5, 2024 9:27:46 AM	Start	Qualification	Session	OQ
January 5, 2024 9:27:46 AM	Start	Execution	Signal to Noise EI - Liquid Injection, Front SSL, SQ: - Source: EI - Extractor using Filament 1 - L: >= 1200	None
January 5, 2024 9:33:18 AM	Audit	Data	Signal to Noise EI - Liquid Injection, Front SSL, SQ: - Source: EI - Extractor using Filament 1 - L: >= 1200	Data files Path : D:\OQ2024\SN_F1.D
January 5, 2024 9:45:22 AM	End	Execution	Signal to Noise EI - Liquid Injection, Front SSL, SQ: - Source: EI - Extractor using Filament 1 - L: >= 1200	Run Count : 1
January 5, 2024 9:45:32 AM	Start	Execution	Signal to Noise EI - Liquid Injection, Front SSL, SQ: - Source: EI - Extractor using Filament 2 - L: >= 1200	None
January 5, 2024 9:56:15 AM	Audit	Data	Signal to Noise EI - Liquid Injection, Front SSL, SQ: - Source: EI - Extractor using Filament 2 - L: >= 1200	Data files Path : D:\OQ2024\SN_F2.D
January 5, 2024 10:00:19 AM	End	Execution	Signal to Noise EI - Liquid Injection, Front SSL, SQ: - Source: EI - Extractor using Filament 2 - L: >= 1200	Run Count : 1

User Name: eaknarin\_puangsoa

System Id: RYG\_EN0136

Report Generated by Hostname: ASRYGWX074

Print Date: January 5, 2024 10:53:25 AM

## ALS\_OQ\_RYG\_EN0136 Transaction log :

Time	Transaction State	Activity Performed	Type of Transaction	Optional Information
January 5, 2024 10:03:53 AM	Audit	TestUnlocked	Signal to Noise EI - Liquid Injection, Front SSL, SQ: - Source: EI - Extractor using Filament 2 - L: >= 1200	Deviation filed for Run Count : 1
January 5, 2024 10:03:53 AM	Start	Execution	Signal to Noise EI - Liquid Injection, Front SSL, SQ: - Source: EI - Extractor using Filament 2 - L: >= 1200	None
January 5, 2024 10:13:48 AM	Audit	Data	Signal to Noise EI - Liquid Injection, Front SSL, SQ: - Source: EI - Extractor using Filament 2 - L: >= 1200	Data files Path : D:\OQ2024\SN_F02.D
January 5, 2024 10:17:58 AM	End	Execution	Signal to Noise EI - Liquid Injection, Front SSL, SQ: - Source: EI - Extractor using Filament 2 - L: >= 1200	Run Count : 2
January 5, 2024 10:22:04 AM	Audit	TestUnlocked	Signal to Noise EI - Liquid Injection, Front SSL, SQ: - Source: EI - Extractor using Filament 2 - L: >= 1200	Deviation filed for Run Count : 2
January 5, 2024 10:22:04 AM	Start	Execution	Signal to Noise EI - Liquid Injection, Front SSL, SQ: - Source: EI - Extractor using Filament 2 - L: >= 1200	None
January 5, 2024 10:22:15 AM	Audit	Data	Signal to Noise EI - Liquid Injection, Front SSL, SQ: - Source: EI - Extractor using Filament 2 - L: >= 1200	Data files Path : D:\OQ2024\SN_F02.D
January 5, 2024 10:25:37 AM	End	Execution	Signal to Noise EI - Liquid Injection, Front SSL, SQ: - Source: EI - Extractor using Filament 2 - L: >= 1200	Run Count : 3

Page 6 / 7

User Name: oaknarin\_puangsoa

System Id: RYG\_EN0136

Report Generated by Hostname: ASRYGWX074

Print Date: January 5, 2024 10:53:25 AM

## ALS\_OQ\_RYG\_EN0136 Transaction log :

Time	Transaction State	Activity Performed	Type of Transaction	Optional Information
January 5, 2024 10:29:11 AM	Audit	TestUnlocked	Signal to Noise EI - Liquid Injection, Front SSL, SQ: - Source: EI - Extractor using Filament 2 - L: >= 1200	Deviation filed for Run Count : 3
January 5, 2024 10:29:11 AM	Start	Execution	Signal to Noise EI - Liquid Injection, Front SSL, SQ: - Source: EI - Extractor using Filament 2 - L: >= 1200	None
January 5, 2024 10:42:05 AM	Audit	Data	Signal to Noise EI - Liquid Injection, Front SSL, SQ: - Source: EI - Extractor using Filament 2 - L: >= 1200	Data files Path : D:\OQ2024\SN_F002.D
January 5, 2024 10:46:34 AM	End	Execution	Signal to Noise EI - Liquid Injection, Front SSL, SQ: - Source: EI - Extractor using Filament 2 - L: >= 1200	Run Count : 4
January 5, 2024 10:46:41 AM	End	Qualification	Session	OQ
January 5, 2024 10:46:41 AM	Start	Reporting	Session	None
January 5, 2024 10:50:27 AM	Audit	Reporting	Session	Report Generated : Certificate
January 5, 2024 10:51:07 AM	Audit	Reporting	Session	Report Generated : Report
January 5, 2024 10:51:29 AM	Audit	Reporting	Session	Report Generated : Certificate
January 5, 2024 10:52:00 AM	Audit	Reporting	Session	Report Generated : Report

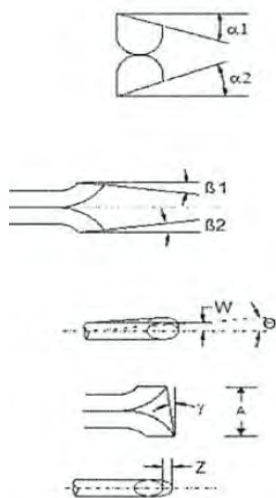
Page 7 / 7



## Type S Pitot Tube Calibration

**Date Calibration** 8-Jan-24  
**Pitot ID** BKK\_FS0560  
**Pitot SN** -

**Due Date** 8-Jul-24  
**Inclinometer ID** BKK\_FS1131  
**Vernier ID** RYG\_FS0539



Parameter	Value	Allowable Range	Check
$\alpha 1$	0.6	$-10^\circ < \alpha 1 < +10^\circ$	OK
$\alpha 2$	1.4	$-10^\circ < \alpha 2 < +10^\circ$	OK
$\beta 1$	-2.3	$-5^\circ < \beta 1 < +5^\circ$	OK
$\beta 2$	-0.5	$-5^\circ < \beta 2 < +5^\circ$	OK
$\gamma$	-1.1	-	-
$\theta$	1.3	-	-
$Z = A \tan \gamma$	-0.017	$Z \leq 0.125"$	OK
$W = A \tan \theta$	0.020	$W \leq 0.031"$	OK
Dt	0.311	0.188" to 0.375"	OK
$A/2Dt$	1.415	$1.05 \leq PA/Dt \leq 1.5$	OK
A	0.88	$2.1Dt \leq A \leq 3Dt$	OK

Certify that pitot tube/porbe meets or exceeds all specifications, criteria and/or applicable design features and is hereby assigned a pitot tube certification fact of 0.84 . See 40 CFR Pt. 60, App. A,EPA Method 2.

Calibrated by : Saksit Phaisanphisut  
 ( Mr. Saksit Phaisanphisut )  
 RYG Field Services Scientist (4)

Approved By : Natthapol Jiengwareewong  
 ( Mr.Natthapol Jiengwareewong+ )  
 RYG Field Services Specialist (1)

**Certificate No:** G 660705

**Date of issue :** 14-Nov-23

**Instrument description :** Flue Gas Analyzer  
**Instrument model :** Testo 340  
**Control unit serial no. :** -  
**Instrument serial no. :** 63119028  
**ID no. or control no. :** RYG\_FS0565  
**Manufacturer :** Testo SE & Co. KGaA  
**Probe description :** -  
**Probe model :** -  
**Probe serial no. :** -  
**Customer name :** ALS LABORATORY GROUP (THAILAND) CO.,LTD.  
**Customer address :** 104 Phatthanakan 40, Phatthanakan Road, Khwaeng Phatthanakan, Khet Suan Luang, Bangkok, 10250 Thailand  
**Total pages of certificate :** 3 Pages  
**Receiving no. :** L-233748  
**Receiving date. :** 08-Nov-23  
**Parameter of calibration :** Gas Calibration(Oxygen 2.498,10.04,21.02 %vol, Carbon Monoxide 80.14,302,1003 ppm, Nitric Oxide 30.01, 151.5, 322.5 ppm,Sulphur Dioxide 50.36, 100.8, 600.8 ppm)  
**Condition of UUC. :** Used  
**Ambient condition :** All of the Measurment ware caried out the stabilized labotary  
Temperature : 23 ±5 °C  
Humidity : 55 ± 15 %RH  
**Calibration place :** 17/121 Soi Ngamwongwan 47 Yaek 48, Toongsonghong, Laksi, Bangkok 10210  
**Calibration procedure no. :** This instrument was calibrated by comparison with Standard gas mixture according to calibration Work Instruction no. WI-CL-28-C



*The calibration certificate expanded uncertainty of measurement is stated as the standard uncertainty of measurent Multiplied by coverage factor k=2, which for a normal distribution corresponds to a coverage probability of approximately 95%.*

*This certificate is applied only to item under test Environmental condition.*

*This Calibration Certificate may not be reporduced other than in full except with the permission of the issuing laboratory. Calibration certificates without signature and seal not valid and The results relate only to the items tested/calibrated.*

*This calibration certificate documents are tracebility to national standards, which realize measurement according to the International System of Units (SI).*

**Date of calibration :** 13-Nov-23

*Kwanchai K.*

Mr. Kwanchai Khamdoug

**Calibration Technician**

*Nongluck W.*

Mrs. Nongluck Wongsettee

**Technical Manager**



**Certificate No.:** G 660705

**Standard References (Table 1)**

Standard	Certificate No.	Vendor	Due date
Oxygen ( O <sub>2</sub> ) 2.498 % Vol	4219/21	Linde	30-Sep-25
Oxygen ( O <sub>2</sub> ) 10.04 % Vol	CG-0153-21	Nimt	18-Nov-26
Oxygen ( O <sub>2</sub> ) 21.02 % Vol	CG-0041-22	Nimt	10-Feb-27
Carbon monoxide ( CO ) 80.14 ppm	CG-0040-22	Nimt	14-Feb-27
Carbon monoxide ( CO ) 302 ppm	1915/23	Linde	16-Jun-25
Carbon monoxide ( CO ) 1003 ppm	2584/23	Linde	10-Sep-25
Nitric Oxide ( NO ) 30.01 ppm	CG-0014-23	Nimt	19-Feb-25
Nitric Oxide ( NO ) 151.5 ppm	0161/23	Linde	22-Jan-25
Nitric Oxide ( NO ) 322.5 ppm	1974/23	Linde	17-Jul-25
Sulphur Dioxide ( SO <sub>2</sub> ) 50.36 ppm	2004/23	Linde	17-Jul-25
Sulphur Dioxide ( SO <sub>2</sub> ) 100.8 ppm	3507/22	Linde	09-Nov-24
Sulphur Dioxide ( SO <sub>2</sub> ) 600.8 ppm	2003/23	Linde	17-Jul-25

**Measured room conditions**

Temperature : 22.4 °C Humidity : 67.8 %RH Pressure : 1010.2 mbar

**Calibration conditions**

Gas Temperature : 23 °C Flow rate : 600 ml/min Gas pressure : 1017.2 mbar

**Calibration Results (Before adjustment) (Table 2)**

Parameter of Standard	Standard Values	Mean of UUC	Error	Uncertainty ( ± )
O <sub>2</sub> (%Vol)	2.498	2.44	-0.058	0.15
O <sub>2</sub> (%Vol)	10.04	9.96	-0.08	0.20
O <sub>2</sub> (%Vol)	21.02	21.13	0.11	0.30
CO (ppm)	80.14	86	5.86	3.0
CO (ppm)	302	318	16	6.0
CO (ppm)	1003	1049	46	12
NO (ppm)	30.01	27	-3.01	8.0
NO (ppm)	151.5	148	-3.5	8.0
NO (ppm)	322.5	309	-13.5	12
SO <sub>2</sub> (ppm)	50.36	52	1.64	6.0
SO <sub>2</sub> (ppm)	100.8	103	2.2	6.0
SO <sub>2</sub> (ppm)	600.8	604	3.2	13

**Calibration Results (After adjustment) (Table 3)**

Parameter of Standard	Standard Values	Mean of UUC	Error	Uncertainty (±)
O2 (%Vol)	2.498	2.44	-0.058	0.15
O2 (%Vol)	10.04	9.96	-0.08	0.20
O2 (%Vol)	21.02	21.13	0.11	0.30
CO (ppm)	80.14	81	0.86	3.0
CO (ppm)	302	302	0	6.0
CO (ppm)	1003	1001	-2	12
NO (ppm)	30.01	32	1.99	8.0
NO (ppm)	151.5	153	1.5	8.0
NO (ppm)	322.5	319	-3.5	12
SO2 (ppm)	50.36	52	1.64	6.0
SO2 (ppm)	100.8	103	2.2	6.0
SO2 (ppm)	600.8	604	3.2	13

**Remark :** 1 cmol/mol = 1 %vol. 1 µmol/mol = 1 ppm.

**End of Report**



## ROTA METER CALIBRATION RESULT APRIL 2024

Rotameter ID.	Calibration Date	Regression Result	Coefficient (R <sup>2</sup> )
BKK_FS0585	23 Apr 24	$Y = 1.0322x + 2.25$	0.9997
BKK_FS0587	23 Apr 24	$Y = 1.0111x + 16.357$	0.9994
BKK_FS0592	23 Apr 24	$Y = 1.001x + 14.551$	1.0000
BKK_FS0594	23 Apr 24	$Y = 1.0048x + 4.9762$	1.0000
BKK_FS1004	01 Apr 24	$Y = 0.9826x + 12.32$	0.9998
BKK_FS1005	01 Apr 24	$Y = 1.0183x + 0.0633$	0.9998
BKK_FS1006	01 Apr 24	$Y = 1.1534x - 3.3241$	0.9989
BKK_FS1007	23 Apr 24	$Y = 1.1084x + 2.9017$	0.9994
BKK_FS1008	06 May 24	$Y = 1.1347x + 2.1915$	0.9996
BKK_FS1012	07 May 24	$Y = 1.0488x - 26.533$	0.9998
BKK_FS1013	07 May 24	$Y = 1.0255x - 57.741$	1.0000
BKK_FS1017	04 Apr 24	$Y = 1.0213x + 0.1156$	1.0000
BKK_FS1018	04 Apr 24	$Y = 1.0007x + 1.3933$	0.9999
BKK_FS1019	04 Apr 24	$Y = 1.0038x - 1.3381$	1.0000
BKK_FS1020	04 Apr 24	$Y = 1.003x + 5.7656$	1.0000
BKK_FS1021	04 Apr 24	$Y = 1.0096x - 25.605$	0.9926
BKK_FS1022	04 Apr 24	$Y = 1.0937x - 103.66$	0.9980
BKK_FS1023	07 May 24	$Y = 1.1613x - 2.675$	1.0000
BKK_FS1024	07 May 24	$Y = 1.0157x - 4.3362$	1.0000
BKK_FS1025	07 May 24	$Y = 1.0018x - 4.6236$	0.9999
BKK_FS1039	01 Apr 24	$Y = 0.9909x + 11.357$	0.9991
BKK_FS1040	01 Apr 24	$Y = 1.0121x - 19.203$	0.9996
BKK_FS1041	01 Apr 24	$Y = 1.0176x + 1.4813$	0.9996
BKK_FS1042	01 Apr 24	$Y = 0.9927x + 10.76$	0.9995
BKK_FS1043	01 Apr 24	$Y = 0.9965x + 13.696$	1.0000
BKK_FS1044	01 Apr 24	$Y = 1.1159x - 0.9354$	0.9978
PHK_FS0027	06 May 24	$Y = 1.1281x + 0.4949$	0.9997
PHK_FS0028	06 May 24	$Y = 1.0332x - 1.8233$	0.9999
PHK_FS0029	06 May 24	$Y = 1.001x + 10.848$	1.0000
RYG_FS0197	01 Apr 24	$Y = 1.0045x + 10.275$	1.0000
RYG_FS0198	01 Apr 24	$Y = 1.0061x + 0.715$	0.9999
RYG_FS0199	01 Apr 24	$Y = 0.976x + 3.1497$	0.9998
RYG_FS0654	01 Apr 24	$Y = 1.0354x + 0.3361$	0.9998
RYG_FS0655	01 Apr 24	$Y = 0.978x + 13.603$	0.9991
RYG_FS0656	01 Apr 24	$Y = 1.0035x + 6.879$	0.9999
RYG_FS0657	01 Apr 24	$Y = 1.0233x + 0.8908$	0.9982
RYG_FS0658	01 Apr 24	$Y = 0.9905x + 9.8867$	0.9996
RYG_FS0659	01 Apr 24	$Y = 0.9994x + 13.924$	1.0000
SGK_FS0135	23 Apr 24	$Y = 1.0117x + 4.8833$	1.0000



## ROTA METER CALIBRATION RESULT APRIL 2024

Rotameter ID.	Calibration Date	Regression Result	Coefficient (R <sup>2</sup> )
SGK_FS0136	23 Apr 24	$Y = 1.0134x + 3.6467$	1.0000
SGK_FS0138	04 Apr 24	$Y = 1.0449x - 0.3684$	0.9988
SGK_FS0139	04 Apr 24	$Y = 1.0086x + 3.1267$	0.9988
SGK_FS0140	04 Apr 24	$Y = 1.0029x + 7.5181$	1.0000
SGK_FS0141	23 Apr 24	$Y = 1.1129x - 0.0619$	0.9997
SGK_FS0142	23 Apr 24	$Y = 1.0136x + 2.4267$	0.9999
SGK_FS0143	23 Apr 24	$Y = 1.0036x + 8.3162$	1.0000

Review By :

(Mr. Wichan Choonharat)

Enviro Field Services Manager

Approved By :

(Mr. Sarayuth Jittranont)

Assistant General Manager

# Certificate of System Qualification

GC-OQ + GCMS-OQ

REVIEW BY Suchada T.APPROVED BY Tamratan M.NEXT CAL. DATE 18 Oct 24

System ID: GM-2  
Organization Name: ALS Laboratory Group (Thailand) Co., Ltd.  
Organization Location: 104 Phatthanakan 40, Phattanakan Rd., Kheiswaeng Suan Luang, Khet Suan Luang, Bangkok 10250  
Date: April 18, 2023 3:15:25 PM  
EQP Name: AgilentRecommended , AgilentRecommended  
EQP Revision: GC.02.51, GCMS.02.51  
Overall Qualification Status: Pass

## System Inspection and Basic Safety and Operation

Name: 7890

Setpoint Status: Pass

## Overall System Inspection and Basic Safety and Operation Test Status

Pass

## Inlet Pressure Accuracy

Name: 7890

Front MMI

Setpoint Status: Pass

	Setpoint		Actual	
Inlet Pressure:	25.0	psi	25.0	psi
Accuracy:			0.0	psi
Agilent Recommended:			<= 1.2	

## Overall Inlet Pressure Accuracy Test Status

Pass

## GC Oven Temperature Accuracy

Name: 7890

Date: April 18, 2023 3:15:25 PM  
System ID: GM-2



Setpoint Status:	Pass			
Zone:	Oven			
	Setpoint/Actual			
Temperature:	230.0	230.1	°C	
Accuracy:		0.1	°C	
Agilent Recommended:	>=	-1.0	% setpoint in K	( -5.0 °C )
	<=	1.0	% setpoint in K	( 5.0 °C )

Setpoint Status:	Pass			
Zone:	Oven			
	Setpoint/Actual			
Temperature:	100.0	100.4	°C	
Accuracy:		0.4	°C	
Agilent Recommended:	>=	-1.0	% setpoint in K	( -3.7 °C )
	<=	1.0	% setpoint in K	( 3.7 °C )

**Overall GC Oven Temperature Accuracy Test Status**

Pass

**GC Oven Temperature Stability**

Name:	7890			
Setpoint Status:	Pass			
	Setpoint/Average			
Temperature:	100.0	100.4	°C	
Stability:		0.0	°C	
Agilent Recommended:	<=	0.5		

**Overall GC Oven Temperature Stability Test Status**

Pass

**Log Amp**

Tested Combination1	Front	MMI	/ External	SQ
Name:	5975C inert XL with TAD			
Setpoint Status:	Pass			

Date: April 18, 2023 3:15:25 PM  
System ID: GM-2

## Overall Log Amp Test Status

Pass

## RFPA

Tested Combination1

Front

MMI

/ External

SQ

Name:

5975C inert XL with TAD

Setpoint Status:

Pass

Amu:

1050

m/z

Drift After Five Minutes:

4

mV

RFPA Voltage:

441

mV

Agilent Recommended:

&gt;=

-100

and

&lt;=

100

&lt;=

1100

## Overall RFPA Test Status

Pass

## Tune EI

Tested Combination1

Front

MMI

/ External

SQ

Name:

5975C inert XL with TAD

Setpoint Status:

Pass

Filament:

1

Setpoint Status:

Pass

Filament:

2

## Overall Tune EI Test Status

Pass

## Scouting Run

Tested Combination1

Front

MMI

/ External

SQ

Injection Tower

Name:

7693A

Source:

EI - Inert

Date:

April 18, 2023 3:15:25 PM

System ID:

GM-2

## Setpoint Status:

Completed

Injection Volume on Column:

1.0

uL

## Overall Scouting Run Status

Completed

## Signal to Noise EI

Tested Combination1

Front

MMI

/ External

SQ

Name:

5975C inert XL with TAD

Source:

EI - Inert

Filament:

1

## Setpoint Status:

Pass

Signal to Noise:

456

Agilent Recommended:

&gt;=

320

Source:

EI - Inert

Filament:

2

## Setpoint Status:

Pass

Signal to Noise:

2034

Agilent Recommended:

&gt;=

320

## Overall Signal to Noise EI Test Status

Pass

## Injection Precision

Tested Combination1

Front

MMI

/ External

SQ

Name:

7693A

Source:

EI - Inert

## Setpoint Status:

Pass

Injection Volume on Column:

1.0

uL

Area RSD:

1.66

%

Retention Time RSD:

0.04

%

Agilent Recommended:

&lt;=

5.00

&lt;=

1.00

## Overall Injection Precision Test Status

Pass

Date:

April 18, 2023 3:15:25 PM

System ID:

GM-2



Mass Ratio Precision

Tested Combination1	Front	MMI	/ External	SQ
	Injection Tower			
Name:	7693A			
Source:	EI - Inert			
Setpoint Status:	Pass			
Injection Volume on Column:	1.0	uL		
	Area Mass 1		Mass Ratio	
	Abundance*s			
RSD:	1.66	%	0.39	%
Agilent Recommended:	<=	5.00	<=	5.00
	Pass		Pass	

Overall Mass Ratio Precision Test Status

Pass

# Instrument Details

## Purpose

This section describes the as found system configuration.

## Details

### System

System ID	GM-2
Manufacturer	Agilent Technologies
Name	7890
Flow Data Input	Manual Data
Temperature Data Input	Manual Data or Other Data Logging

### Tested Combination1

Injection Technique	Injection Tower
Inlet	Front
Detector	External
LTM Included?	No

### Sampler 1

Manufacturer	Agilent Technologies
Type	Injection Tower
Name	7693A
Model Number	G4513A
Serial Number	CN10120123
Firmware Revision	A.10.08
Usage	Sample Injection
Location	Front
Syringe Volume (µL)	10

## Sampler 2

Manufacturer	Agilent Technologies
Type	Tray
Name	7693A
Model Number	G4514A
Serial Number	CN10060099
Firmware Revision	A.10.16
Vial Heater	Not installed

## Mainframe 1

Manufacturer	Agilent Technologies
Name	7890
Model Number	G3440A
Serial Number	CN10141049
Firmware Revision	A.01.16
Oven Type	Standard

## Inlet 1

Manufacturer	Agilent Technologies
Name	7890
Type	MMI
Location	Front
Carrier Gas	Helium
Control Type	Electronic Pressure Control (EPC)
Purged Inlet	Yes

## Detector 1

Manufacturer	Agilent Technologies
Name	Mass Spectrometer
Type	Mass Spectrometer
Location	External

## Mass Spectrometer 1

Manufacturer	Agilent Technologies
Type	SQ
Name	5975C inert XL with TAD
Serial Number	US10153217
Firmware Revision	5.02.12
High Vacuum System	Turbo Pump
Scouting Run Standard	OFN Std

## MS EI Source 1

Manufacturer	Agilent Technologies
Source Type	EI - Inert
Number of filaments	2

## Electronic Signature

### Purpose

This signature page was created and published because the ACE sign-off action was executed, which is valid for the entire document, including attachments. The ACE sign-off is an electronic signature that requires two distinct identification components: unique username and personal password. The Agilent representative who has delivered this service understands the meaning and legal status of an electronic signature. As a trained official operator, the Agilent representative has a unique password and logon to access ACE and electronically sign this document. (Other e-signatures can be applied to this document using a Document Content Management or other suitable method defined in your data access and control procedures.)

### Details

Full Name of Signer:	Supasak Nimsongtham
Logged On User Name:	supasak.nimsongtham@agilent.com
Signature Creation Date:	April 18, 2023
Reason for Signature:	Executed protocol and published this original version of document

### Regulatory Disclaimer

This document provides a protocol to verify and record instrument configuration and evidence of proper operation. It has been prepared from our interpretation of applicable regulations as well as industry best practices. The document is designed to provide an important component of a complete compliance package. Validation depends upon many factors and use of this protocol alone does not assure compliance. Agilent Technologies makes no promises or representations as to its sufficiency for any specific regulatory program.

### Warranty

Agilent Technologies makes no warranty of any kind to this material, including but not limited to, the implied warranties or merchantability and fitness for a particular purpose. Agilent Technologies shall not be liable for errors contained herein or for incidental or consequential damages in connection with the furnishing, performance, or use of this material.

User Name: supasak.nimsongtham  
 Hostname: 5CG1115HKC

System Id: GM-2  
 Print Date: April 18, 2023 3:15:30 PM

## ALS GM2 Transaction log :

Time	Transaction State	Activity Performed	Type of Transaction	Optional Information
April 18, 2023 2:14:23 PM	Audit	SessionCreated	Session	None
April 18, 2023 2:14:23 PM	Start	Configuration	Session	None
April 18, 2023 2:14:23 PM	Audit	Entitlement	Licensing	User is FieldEngineer and does not require an unlock code
April 18, 2023 2:15:04 PM	Audit	EqpLoaded	Session	EQP details for primary technique [Gc] - File path: [ProtocolPacks/Gc/Configurations/02.51/Gc.02.51.eqp], EQP File Name: [Gc.02.51.eqp], EQP Name: [AgilentRecommended], Protocol Revision :[Gc.02.51] EQP details for hyphenated technique [GcMs] - File path: [ProtocolPacks/GcMs/Configurations/02.51/GcMs.02.51.eqp], EQP File Name: [GcMs.02.51.eqp], EQP Name: [AgilentRecommended]
April 18, 2023 2:15:07 PM	End	Configuration	Session	None
April 18, 2023 2:15:11 PM	Start	Qualification	Session	OQ
April 18, 2023 2:15:11 PM	Start	Execution	System Inspection and Basic Safety and Operation - 7890: - Qualitative Test - No setpoints associated	None
April 18, 2023 2:17:27 PM	End	Execution	System Inspection and Basic Safety and Operation - 7890: - Qualitative Test - No setpoints associated	Run Count : 1

User Name: supasak.nimsongtham  
 Hostname: 5CG1115HKC

System Id: GM-2  
 Print Date: April 18, 2023 3:15:30 PM

## ALS GM2 Transaction log :

Time	Transaction State	Activity Performed	Type of Transaction	Optional Information
April 18, 2023 2:17:28 PM	Start	Execution	Inlet Pressure Accuracy - Front MMI: - Pressure Controlled Inlet - S: 25.0 psi - L: <= 1.2 psi	None
April 18, 2023 2:17:33 PM	End	Execution	Inlet Pressure Accuracy - Front MMI: - Pressure Controlled Inlet - S: 25.0 psi - L: <= 1.2 psi	Run Count : 1
April 18, 2023 2:17:36 PM	Start	Execution	GC Oven Temperature Accuracy - 7890: - Temperature : Oven - S: 230.0°C - L: >= -1.0 AND <= 1.0 % setpoint in K	None
April 18, 2023 2:18:00 PM	Audit	Data	GC Oven Temperature Accuracy - 7890: - Temperature : Oven - S: 230.0°C - L: >= -1.0 AND <= 1.0 % setpoint in K	Manual Data Entry
April 18, 2023 2:18:01 PM	End	Execution	GC Oven Temperature Accuracy - 7890: - Temperature : Oven - S: 230.0°C - L: >= -1.0 AND <= 1.0 % setpoint in K	Run Count : 1
April 18, 2023 2:18:03 PM	Start	Execution	GC Oven Temperature Accuracy - 7890: - Temperature : Oven - S: 100.0°C - L: >= -1.0 AND <= 1.0 % setpoint in K	None
April 18, 2023 2:18:20 PM	Audit	Data	GC Oven Temperature Accuracy - 7890: - Temperature : Oven - S: 100.0°C - L: >= -1.0 AND <= 1.0 % setpoint in K	Manual Data Entry
April 18, 2023 2:18:22 PM	End	Execution	GC Oven Temperature Accuracy - 7890: - Temperature : Oven - S: 100.0°C - L: >= -1.0 AND <= 1.0 % setpoint in K	Run Count : 1
April 18, 2023 2:18:44 PM	Start	Execution	GC Oven Temperature Stability - 7890: - Temperature : Oven - S: 100.0°C - L: <= 0.5°C	None



User Name: supasak.nlmsongtham  
 Hostname: 5CG1115HKC

System Id: GM-2  
 Print Date: April 18, 2023 3:15:30 PM

## ALS GM2 Transaction log :

Time	Transaction State	Activity Performed	Type of Transaction	Optional Information
April 18, 2023 2:19:31 PM	Audit	Data	GC Oven Temperature Stability - 7890: - Temperature : Oven - S: 100.0°C - L: <= 0.5°C	Manual Data Entry
April 18, 2023 2:19:33 PM	End	Execution	GC Oven Temperature Stability - 7890: - Temperature : Oven - S: 100.0°C - L: <= 0.5°C	Run Count : 1
April 18, 2023 2:19:36 PM	Start	Execution	Log Amp - 5975C inert XL with TAD SQ: - Source: EI - Inert	None
April 18, 2023 2:19:46 PM	End	Execution	Log Amp - 5975C inert XL with TAD SQ: - Source: EI - Inert	Run Count : 1
April 18, 2023 2:19:49 PM	Start	Execution	RFPA - 5975C inert XL with TAD SQ: - Source: EI - Inert	None
April 18, 2023 2:32:54 PM	End	Execution	RFPA - 5975C inert XL with TAD SQ: - Source: EI - Inert	Run Count : 1
April 18, 2023 2:32:57 PM	Start	Execution	Tune EI - 5975C inert XL with TAD SQ: - Source: - EI - Inert Filament 1 (Qualitative - No setpoints associated)	None
April 18, 2023 2:34:05 PM	End	Execution	Tune EI - 5975C inert XL with TAD SQ: - Source: - EI - Inert Filament 1 (Qualitative - No setpoints associated)	Run Count : 1
April 18, 2023 2:34:07 PM	Start	Execution	Tune EI - 5975C inert XL with TAD SQ: - Source: - EI - Inert Filament 2 (Qualitative - No setpoints associated)	None
April 18, 2023 2:34:20 PM	End	Execution	Tune EI - 5975C inert XL with TAD SQ: - Source: - EI - Inert Filament 2 (Qualitative - No setpoints associated)	Run Count : 1

User Name: supasak.nimsongtham  
 Hostname: 5CG1115HKC

System Id: GM-2  
 Print Date: April 18, 2023 3:15:30 PM

## ALS GM2 Transaction log :

Time	Transaction State	Activity Performed	Type of Transaction	Optional Information
April 18, 2023 2:34:23 PM	Start	Execution	Scouting Run - Injection Tower, Front MMI, SQ: - Source: - EI - Inert- Part of GCMS System Preparation	None
April 18, 2023 2:34:56 PM	Audit	Data	Scouting Run - Injection Tower, Front MMI, SQ: - Source: - EI - Inert- Part of GCMS System Preparation	Data files Path : E:\GM-2 OQ2023\SNF1_001.D\DATA. MS
April 18, 2023 2:35:12 PM	End	Execution	Scouting Run - Injection Tower, Front MMI, SQ: - Source: - EI - Inert- Part of GCMS System Preparation	Run Count : 1
April 18, 2023 2:35:13 PM	Start	Execution	Signal to Noise EI - Injection Tower, Front MMI, SQ: - Source: EI - Inert using Filament 1 - L: >= 320	None
April 18, 2023 2:35:24 PM	Audit	Data	Signal to Noise EI - Injection Tower, Front MMI, SQ: - Source: EI - Inert using Filament 1 - L: >= 320	Data files Path : E:\GM-2 OQ2023\SNF1_001.D\DATA. MS
April 18, 2023 2:35:45 PM	End	Execution	Signal to Noise EI - Injection Tower, Front MMI, SQ: - Source: EI - Inert using Filament 1 - L: >= 320	Run Count : 1
April 18, 2023 2:35:47 PM	Start	Execution	Signal to Noise EI - Injection Tower, Front MMI, SQ: - Source: EI - Inert using Filament 2 - L: >= 320	None
April 18, 2023 2:35:52 PM	Start	Execution	Injection Precision - Injection Tower, Front MMI, SQ: - Source: - EI - Inert L (Area): <= 5.00% - L (Ret. Time): <= 1.00%	None

User Name: supasak.nimsongtham  
 Hostname: 5CG1115HKC

System Id: GM-2  
 Print Date: April 18, 2023 3:15:30 PM

## ALS GM2 Transaction log :

Time	Transaction State	Activity Performed	Type of Transaction	Optional Information
April 18, 2023 2:36:20 PM	Audit	Data	Injection Precision - Injection Tower, Front MMI, SQ: - Source: - EI - Inert L (Area): <= 5.00% - L (Ret. Time): <= 1.00%	Data files Path : E:\GM-2 OQ2023\IPMRP\IP_MRP002. D\DATA.MS
April 18, 2023 2:36:20 PM	Audit	Data	Injection Precision - Injection Tower, Front MMI, SQ: - Source: - EI - Inert L (Area): <= 5.00% - L (Ret. Time): <= 1.00%	Data files Path : E:\GM-2 OQ2023\IPMRP\IP_MRP003. D\DATA.MS
April 18, 2023 2:36:20 PM	Audit	Data	Injection Precision - Injection Tower, Front MMI, SQ: - Source: - EI - Inert L (Area): <= 5.00% - L (Ret. Time): <= 1.00%	Data files Path : E:\GM-2 OQ2023\IPMRP\IP_MRP004. D\DATA.MS
April 18, 2023 2:36:20 PM	Audit	Data	Injection Precision - Injection Tower, Front MMI, SQ: - Source: - EI - Inert L (Area): <= 5.00% - L (Ret. Time): <= 1.00%	Data files Path : E:\GM-2 OQ2023\IPMRP\IP_MRP005. D\DATA.MS
April 18, 2023 2:36:20 PM	Audit	Data	Injection Precision - Injection Tower, Front MMI, SQ: - Source: - EI - Inert L (Area): <= 5.00% - L (Ret. Time): <= 1.00%	Data files Path : E:\GM-2 OQ2023\IPMRP\IP_MRP006. D\DATA.MS
April 18, 2023 2:36:21 PM	Audit	Data	Injection Precision - Injection Tower, Front MMI, SQ: - Source: - EI - Inert L (Area): <= 5.00% - L (Ret. Time): <= 1.00%	Data files Path : E:\GM-2 OQ2023\IPMRP\IP_MRP007. D\DATA.MS
April 18, 2023 2:36:42 PM	End	Execution	Injection Precision - Injection Tower, Front MMI, SQ: - Source: - EI - Inert L (Area): <= 5.00% - L (Ret. Time): <= 1.00%	Run Count : 1
April 18, 2023 2:36:45 PM	Start	Execution	Mass Ratio Precision - Injection Tower, Front MMI, SQ: - Source: EI - Inert - L (RSD): <= 5.00%	None

User Name: supasak.nimsongtham  
 Hostname: 5CG1115HKC

System Id: GM-2  
 Print Date: April 18, 2023 3:15:30 PM

## ALS GM2 Transaction log :

Time	Transaction State	Activity Performed	Type of Transaction	Optional Information
April 18, 2023 2:37:04 PM	Audit	Data	Mass Ratio Precision - Injection Tower, Front MMI, SQ: - Source: EI - Inert - L (RSD): <= 5.00%	Data files Path : E:\GM-2 QQ2023\IPMRP\IP_MRP002. D\DATA.MS
April 18, 2023 2:37:04 PM	Audit	Data	Mass Ratio Precision - Injection Tower, Front MMI, SQ: - Source: EI - Inert - L (RSD): <= 5.00%	Data files Path : E:\GM-2 QQ2023\IPMRP\IP_MRP003. D\DATA.MS
April 18, 2023 2:37:04 PM	Audit	Data	Mass Ratio Precision - Injection Tower, Front MMI, SQ: - Source: EI - Inert - L (RSD): <= 5.00%	Data files Path : E:\GM-2 QQ2023\IPMRP\IP_MRP004. D\DATA.MS
April 18, 2023 2:37:04 PM	Audit	Data	Mass Ratio Precision - Injection Tower, Front MMI, SQ: - Source: EI - Inert - L (RSD): <= 5.00%	Data files Path : E:\GM-2 QQ2023\IPMRP\IP_MRP005. D\DATA.MS
April 18, 2023 2:37:06 PM	Audit	Data	Mass Ratio Precision - Injection Tower, Front MMI, SQ: - Source: EI - Inert - L (RSD): <= 5.00%	Data files Path : E:\GM-2 QQ2023\IPMRP\IP_MRP006. D\DATA.MS
April 18, 2023 2:37:06 PM	Audit	Data	Mass Ratio Precision - Injection Tower, Front MMI, SQ: - Source: EI - Inert - L (RSD): <= 5.00%	Data files Path : E:\GM-2 QQ2023\IPMRP\IP_MRP007. D\DATA.MS
April 18, 2023 2:37:17 PM	End	Execution	Mass Ratio Precision - Injection Tower, Front MMI, SQ: - Source: EI - Inert - L (RSD): <= 5.00%	Run Count : 1
April 18, 2023 2:37:23 PM	Start	Execution	Signal to Noise EI - Injection Tower, Front MMI, SQ: - Source: EI - Inert using Filament 2 - L: >= 320	None

User Name: supasak.nlmsongtham  
 Hostname: SCG1115HKC

System Id: GM-2  
 Print Date: April 18, 2023 3:15:30 PM

## ALS GM2 Transaction log :

Time	Transaction State	Activity Performed	Type of Transaction	Optional Information
April 18, 2023 2:56:38 PM	Start	Execution	Signal to Noise EI - Injection Tower, Front MMI, SQ: - Source: EI - Inert using Filament 2 - L: >= 320	None
April 18, 2023 2:57:00 PM	Audit	Data	DataManager	DataManager was in a data verification state but the user chose to start over
April 18, 2023 2:57:16 PM	Audit	Data	Signal to Noise EI - Injection Tower, Front MMI, SQ: - Source: EI - Inert using Filament 2 - L: >= 320	Data files Path : E:\GM-2 OQ2023\SNF2_003.D\DATA. MS
April 18, 2023 2:57:58 PM	Start	Execution	Signal to Noise EI - Injection Tower, Front MMI, SQ: - Source: EI - Inert using Filament 2 - L: >= 320	None
April 18, 2023 2:58:05 PM	End	Execution	Signal to Noise EI - Injection Tower, Front MMI, SQ: - Source: EI - Inert using Filament 2 - L: >= 320	Run Count : 1
April 18, 2023 3:01:14 PM	End	Qualification	Session	OQ
April 18, 2023 3:01:14 PM	Start	Reporting	Session	None
April 18, 2023 3:14:47 PM	Audit	Reporting	Session	Report Generated : Certificate





## CONSOLE CONTROL UNIT CALIBRATION TEST REPORT

Calibration of Date : 8-Jan-24  
Next Cal. Date : 8-Jul-24

Barometric Pressure (mmHg) : 755.3  
Relative Humidity (%) : 35.0  
Temperature (C°) : 27.3

### Console Control Meter Data

Calibration No. C-080124-BKK\_FS0556  
Dry Gas Meter ID : BKK\_FS0556  
Serial No. : 1606041  
Model No. : XC-572-V

### Reference Dry Gas Meter Data

Reference Dry Gas Meter ID : BKK\_FS1122  
Serial No. : A2003240  
Correction Factor (Y) : 0.9824  
Next Calibration Date : 7-Nov-24

$\Delta H$  (mm.H <sub>2</sub> O)	$\Theta$  Minutes	Reference Dry Gas Meter Calibration				Console Control ; Drygas Meter						Dry Gas Meter	Orifice
		Vr (Liters)			Tr  (°C)	Vm (Liters)			Ti  (°C)	To  (°C)	Avg.Tm  (°C)	Correction	Calibration
		Final	Initial	Total		Final	Initial	Total				Factor  (Y)	Factor  $\Delta H@$
15	11.62	150.00	0.00	150.00	26.0	175364.2	175220.0	144.20	27.0	27.0	27.0	1.0238	40.8788
25	9.15	150.00	0.00	150.00	26.0	175544.6	175400.0	144.60	27.0	27.0	27.0	1.0200	42.2451
50	6.55	150.00	0.00	150.00	27.0	175702.2	175555.0	147.20	27.0	27.0	27.0	0.9962	43.5860
80	5.15	150.00	0.00	150.00	27.0	176015.6	175867.0	148.60	28.0	28.0	28.0	0.9873	42.9689
120	4.25	150.00	0.00	150.00	28.0	176176.2	176027.0	149.20	28.0	28.0	28.0	0.9763	44.1874
											Avg.	1.0007	42.7732

Y : Ratio of reading of reference to dry gas meter : tolerance for individual values  $\pm 0.02$  from average .

$\Delta H@$  : Orifice pressure differential that equates to 21.24 lm of air @ 25 C and 760 mm of mercury , mmH<sub>2</sub>O ; tolerance for individual values  $\pm 5.08$  from average .

Procedure; 40 CFR 60,APP A,METH ,SEC 5.3 & 7

Calibrated by:

Saksit Phaisanphisut

( Mr. Saksit Phaisanphisut )

RYG Field Service Scientist(4)

Approved by:

Nattapol Jiengwareewong

( Mr.Nattapol Jiengwareewong )

RYG Field Service Specialist(



## Stopwatch Calibration Test Report

Calibration Date : 8 Jan 24

Next Cal. Date : 8 Jul 24

Barometric Pressure (mmHg) : 755.3

Temperature (°C) : 27.3

Relative Humidity (%) : 35.0

### Reference Stopwatch Data

Stopwatch ID No. : E18061

Model : F808

Serial No. : -

Calibration Date : 8 Sep 20

Certificate No. : E-2009018

### Console Control Meter Data

Dry Gas Meter No. : BKK\_FS0556

Model : XC-572-V

Serial No. : 1606041

Run No.	Time Actual (m:ss.ms)	Time Reading (m:ss)	Diff. (ms)	Diff. (min)
1	5:00:03	5:00	3	0.00005
2	5:00:09	5:00	8	0.00013
3	5:00:09	5:00	9	0.00015
4	5:00:11	5:00	11	0.00018
5	5:00:05	5:00	5	0.00008
6	5:00:06	5:00	6	0.00010
7	5:00:06	5:00	6	0.00010
8	5:00:08	5:00	8	0.00013
9	5:00:09	5:00	9	0.00015
10	5:00:07	5:00	7	0.00012
			Average	0.00012
			SD	0.00004

Calibrate by : Saksit Phaisanphisut

Mr. Saksit Phaisanphisut

RYG Field Service Scientist (4)

Approved by : Nattapon Jiengwareewong

Mr. Nattapon Jiengwareewong

RYG Field Service Specialist (1)



## DIGITAL TEMPERATURE CALIBRATION DATA SHEET

Calibration Date :	8 Jan 24	Ambient Temperature (°C)	27.3
Calibration sheet No. :	C-080124-BKK_FS0557	Relative Humidity (%) :	35
Digital Temperature ID :	BKK_FS0557	Reference Temperature ID	RYG_FS0681
Serial No. :	1606041	Serial No. :	201090014918
Model :	XC-572-V	Model :	Digicon-CC-VT-MS
		Next Calibrate :	13 Nov 24

Location	Reference Temperature °C	Digital Temperature °C	Error °C	MPE	Pass / Fail
Stack	0	0	0	±3	Pass
	25	23	-2	±3	Pass
	50	48	-2	±3	Pass
	100	99	-1	±3	Pass
	150	149	-1	±3	Pass
	200	198	-2	±3	Pass
	250	248	-2	±3	Pass
	300	298	-2	±3	Pass
	500	500	0	±3	Pass
Probe	100	99	-1	±3	Pass
	120	119	-1	±3	Pass
	140	139	-1	±3	Pass
Oven	100	100	0	±3	Pass
	120	119	-1	±3	Pass
	140	139	-1	±3	Pass
Filter	100	100	0	±3	Pass
	120	120	0	±3	Pass
	140	140	0	±3	Pass
Exit	0	0	0	±3	Pass
	10	9	-1	±3	Pass
	20	18	-2	±3	Pass
Meter	0	0	0	±3	Pass
	25	25	0	±3	Pass
	50	50	0	±3	Pass
AUX	0	0	0	±3	Pass
	25	23	-2	±3	Pass
	50	48	-2	±3	Pass

MPE : (Maximum permissible error of measurement) ค่าความผิดพลาดสูงสุดของการวัดที่ยอมรับได้

Calibrated by :

*Saksit Phaisanphisut*

Mr. Saksit Phaisanphisut

RYG Field Service Scientist (4)

Approved by :

*Natthapol Jiengwareewong*

Mr. Natthapol Jiengwareewong

RYG Field Service Specialist (1)



PROBE NOZZLE DIAMETER  
CALIBRATION DATA SHEET

Calibration Date : 8 Jan 24	Nozzle Set ID. : BKK_FS0562
Calibration Sheet No. : C-080124-BKK_FS0562	Vernier Caliper ID.: BKK_FS1123

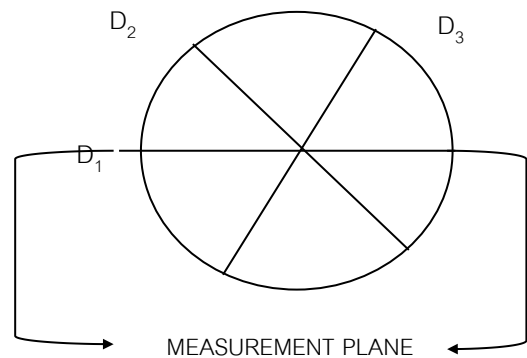
Nozzle ID #	Nozzle Diameter (cm.)			Hi - Lo	$(D_1 + D_2 + D_3) / 3$
	$D_1$	$D_2$	$D_3$	$\Delta D$	$D_{avg}$
1	0.305	0.302	0.302	0.003	0.303
2	0.485	0.475	0.485	0.010	0.482
3	0.620	0.635	0.635	0.015	0.630
4	0.765	0.765	0.765	0.000	0.765
5	0.970	0.980	0.975	0.010	0.975
6	1.085	1.085	1.081	0.004	1.084
7	1.275	1.275	1.275	0.000	1.275
8	1.610	1.610	1.615	0.005	1.612

Where :

$D_1, D_2, D_3$  = Three different nozzle diameters at 60 degrees to each other, each measured the nearest 0.025 mm.

$\Delta D$  = Maximum distance between any two diameters, must be  $\leq 0.100$  mm.

$D_{avg}$  =  $(D_1 + D_2 + D_3) / 3$



Calibrated by : Saksit Phaisanphisut

( Mr. Saksit Phaisanphisut )

RYG Field Service Scientist (4)

Approved by : Nattapon Jiengwareewong

( Mr. Nattapon Jiengwareewong )

RYG Field Service Specialist (1)

## CERTIFICATE OF CALIBRATION

### FOR

NOMENCLATURE : VACUUM GAUGE  
MANUFACTURER : QUALITYWELL  
MODEL / TYPE : N/A  
SERIAL NO. : VG02[RYG\_FS0333]  
CLID. NO. : 212300696  
JOB CONTROL NO. : 230329034807

REVIEW BY	<i>Manaborn P.</i>
APPROVED BY	<i>[Signature]</i>
NEXT CAL. DATE	30/9/24

CUSTOMER : ALS LABORATORY GROUP (THAILAND) CO., LTD.  
104 PHATTHANAKAN 40, PHATTHANAKAN RD.,  
KHWAENG PHATTHANAKAN, KHET SUAN LUANG, BANGKOK 10250, THAILAND

DATE OF RECEIVED : 29 March 2023

DATE OF ISSUED : 31 March 2023

Report of calibration screening must not be taken in part. Except complete. Without the approval of the Calibration Laboratory Co., Ltd.

Calibrated By : Sittipong Pimdee  
Calibration Engineer



Approved By : Mongkol Yotsoontorn  
Authorized Signatory  
31 March 2023



This Calibration Certificate documents the traceability to national standards, which realize the units of measurement according to the International System of Units (SI)

Certificate No. Q23034807

F3-011-04/01-12

page 1 of 3





## REPORT OF CALIBRATION

### FOR

NOMENCLATURE : VACUUM GAUGE  
MANUFACTURER : QUALITYWELL  
MODEL / TYPE : N/A  
SERIAL NO. : VG02[RYG\_FS0333]  
DATE OF CALIBRATION : 30 March 2023

---

#### ENVIRONMENT CONDITIONS :

Temperature :  $(23 \pm 2) ^\circ\text{C}$

Relative Humidity :  $(55 \pm 10) \% \text{RH}$

#### PROCEDURE USED :

This instrument was calibrated under procedure No. **CLC-CPPP-05** according to **DKD-R 6-1** as calibration guidelines.

The calibration was performed by direct measurement with Document Process Calibrator and Pressure Module which maintained by the Calibration Laboratory Co., Ltd.

#### REFERENCE STANDARD USED :

Document Process Calibrator, Fluke Model 741B S/N. 8295020 with Pressure Module Model 700PD5 S/N. 89404505.

#### TRACEABILITY :

The measurements are traceable to International System of Units (SI), through National Institute of Metrology (Thailand).

Certificate No. MP-0035-23, Due Date 02 February 2024.

#### UNCERTAINTY :

The reported uncertainty is based on a standard uncertainty multiplied by coverage factor of  $k = 2$ . It has been evaluated according to the "Calibration of Pressure Gauges (DKD-R 6-1)" which provides a level of confidence approximately 95%.

Certificate No. Q23034807

F3-011-04/01-12

page 2 of 3



## CONDITION OF CALIBRATION ITEM : GOOD

## MEASUREMENT RESULTS : ( X ) without adjustment ( ) adjustment

The DUC was exercised by applying a known pressure from its zero to full scale 1 times. Then 2 series of known gauge pressure were applied. The STD reading were recorded and the means value were reported in the table below.

### CALIBRATION DATA

#### CORRECTION OF PRESSURE

DUC Test point ( inHg )	STD Reading ( inHg )		Correction ( inHg )	
	Up	Down	Up	Down
-10.0	-9.96	-9.97	+0.04	+0.03
-20.0	-20.11	-20.12	-0.11	-0.12
-26.0	-26.18	-26.19	-0.18	-0.19
-27.0	-27.21	-27.22	-0.21	-0.22
-28.0	-28.30	-28.30	-0.30	-0.30

Uncertainty of measurement  $\pm 0.06$  inHg

Transmitting fluid : Air.

Note. The Scope of Accredited ANAB Certificate No. ACDM-2814 Version 008 Page 36 of 54

**This report is valid for the above stated instrument/s only.**

### End of Certificate ###

Certificate No. Q23034807


F3-011-04/01-12

page 3 of 3



@clccalibrator





# Certificate of Calibration

<b>Equipment:</b>	SPECTROPHOTOMETER	<b>Certificate No.:</b>	C06230442
<b>Model:</b>	DR3900	<b>Issued Date:</b>	22 September 2023
<b>Serial No. (or ID.):</b>	2021761 (RYG_EN0179)	<b>Job No.:</b>	WO-00005382
<b>Manufacturer:</b>	HACH	<b>Page:</b>	1 of 3
<b>Condition:</b>	In Condition		

**Customer:** ALS Laboratory Group (Thailand) Co.,Ltd. (Rayong Branch)  
616/10 Moo 5 T.Maenam Khu,  
A.Pluakdaeng, Rayong 21140, Thailand.

REVIEW BY *M. Banner*  
APPROVED BY *D. [Signature]*  
NEXT CAL. DATE *18/3/25*

**Environment Condition:**

Temperature	24.1	°C	±	0.1	°C
Humidity	61.6	%RH	±	1.8	%RH

**Calibration Place:** ALS Laboratory Group (Thailand) Co.,Ltd. (Rayong Branch) (Wet Chemistry)  
616/10 Moo 5 T.Maenam Khu,  
A.Pluakdaeng, Rayong 21140, Thailand.

**Calibration By:** Mr.Nattapat Rungrueang  
**Calibration Date:** 18 September 2023  
**The Method used:** In house method, CAL-WI-24, base on ASTM E 275-08 and ASTM E 387-04  
**Traceability:** This certificate is traceable to the CRM maintained by National Institute of Standards and Technology (NIST) through Starna Scientific Limited.

The standard for Wavelength Certificate No. 111583 and 111584  
The standard for Photometric Certificate No. 9114984  
The standard for Stray light Certificate No. 111585

*[Signature]*  
(Mr. Nattapat Rungrueang)  
Person in charge

*[Signature]*  
(Mr. Nitinun Srihawan)  
Authorized signatory

This certificate is issued the units of measurement according to the International System of Units (SI). It provides traceability of measurement to international or national standard or other recognized national standard laboratories.

The measurement uncertainty stated is the expanded uncertainty which is obtained from the standard uncertainty multiplied by the coverage factor (k=2) to provide a level of confidence of approximately 95%. It is determined in accordance with the Guide to Expression of Uncertainty in Measurement (GUM).

These results may be affected by deviations from specified conditions. The results relate only to the items tested, calibrated or sampled. The report shall not be reproduced except in full without approval of DKSH Technology Limited.

บริษัท ดีเคเอสเอช เทคโนโลยี จำกัด  
DKSH Technology Limited  
2533 ถนนสุขุมวิท แขวงบางจาก เขตพระโขนง กรุงเทพมหานคร 10260  
2533 Sukhumvit Road, Bangchak, Phrakhanong, Bangkok 10260  
Phone: +66 2639 7000 Email: info.calibration@dksh.com Website: www.dksh.com/scientific-thailand

**Calibration Results:**
**Without Adjustment**

Wavelength Accuracy (nm), The spectral bandwidth of Std at 5 nm and UUC at 5 nm

Standard Wavelength	Unit Under Calibration	Correction	Uncertainty
418.40	418	0.40	0.59
537.00	536	1.00	0.59
638.00	638	0.00	0.59
747.61	748	-0.39	0.59
807.04	807	0.04	0.59

Photometric Accuracy (Absorbance)

Wavelength	Standard absorbance	Unit Under Calibration	Correction	Uncertainty
420 nm	0.0000	0.000	0.0000	0.0045
	0.2930	0.289	0.0040	0.0045
	0.5168	0.517	-0.0002	0.0045
	1.0298	1.026	0.0038	0.0045
440 nm	0.0000	0.000	0.0000	0.0045
	0.2867	0.281	0.0057	0.0045
	0.5073	0.506	0.0013	0.0045
	1.0083	1.003	0.0053	0.0045
465 nm	0.0000	0.000	0.0000	0.0045
	0.2516	0.249	0.0026	0.0045
	0.4595	0.461	-0.0015	0.0045
	0.9334	0.933	0.0004	0.0045
546.1 nm	0.0000	0.000	0.0000	0.0045
	0.2461	0.244	0.0021	0.0045
	0.4652	0.466	-0.0008	0.0045
	0.9468	0.945	0.0018	0.0045
590 nm	0.0000	0.000	0.0000	0.0045
	0.2594	0.257	0.0024	0.0045
	0.5040	0.504	0.0000	0.0045
	1.0032	1.000	0.0032	0.0045
635 nm	0.0000	0.000	0.0000	0.0045
	0.2579	0.256	0.0019	0.0045
	0.4971	0.497	0.0001	0.0045
	0.9720	0.970	0.0020	0.0045



**Calibration Results:****Without Adjustment****Stray light \***

Standard: cut-off	UUC: Wavelength (nm)	UUC: Transmission (%T)	Absorbance ( A)
391.44 +/- 0.11 nm	391	3.6	1.444

\* Calibration Marked " Not TISI Accredited " in this Certificate have been included for completeness.

**The End of Certificate**

## ใบตรวจสอบสภาพเครื่องวัดสิ่งแวดล้อม

เลขที่ใบงาน: WO-00005382

ชนิดเครื่องมือ: SPECTROPHOTOMETER

รุ่น: DR3900

หมายเลขเครื่อง: 2021761

ตรวจสอบ (รับ)		รายการตรวจเช็ค	ตรวจสอบ (ส่ง)		หมายเหตุ
18 Sep 2023			18 Sep 2023		
ปกติ	ไม่ปกติ		ปกติ	ไม่ปกติ	
		General			
<input checked="" type="checkbox"/>	<input type="checkbox"/>	1. ความสมบูรณ์เครื่อง	<input checked="" type="checkbox"/>	<input type="checkbox"/>	
<input checked="" type="checkbox"/>	<input type="checkbox"/>	2. ความสะอาด ( ช่องใส่ตัวอย่าง, ภายใน-นอกเครื่อง)	<input checked="" type="checkbox"/>	<input type="checkbox"/>	
<input checked="" type="checkbox"/>	<input type="checkbox"/>	3. สวิตช์ ปิด – เปิด เครื่อง (On-Off Swicth)	<input checked="" type="checkbox"/>	<input type="checkbox"/>	
<input checked="" type="checkbox"/>	<input type="checkbox"/>	4. ปุ่มกด (Keypad)	<input checked="" type="checkbox"/>	<input type="checkbox"/>	
<input checked="" type="checkbox"/>	<input type="checkbox"/>	5. หน้าจอ (Display, Screen Contrast)	<input checked="" type="checkbox"/>	<input type="checkbox"/>	
		Spectrophotometer			
<input type="checkbox"/>	<input type="checkbox"/>	6. แรงดันไฟฟ้า (Battery Backup) >= 2.5 VDC	<input type="checkbox"/>	<input type="checkbox"/>	
<input type="checkbox"/>	<input type="checkbox"/>	7. ตัวหมุนเลือกความยาวคลื่น (Wavelength Control)	<input type="checkbox"/>	<input type="checkbox"/>	
<input checked="" type="checkbox"/>	<input type="checkbox"/>	8. ความยาวคลื่น (Wavelength Check)	<input checked="" type="checkbox"/>	<input type="checkbox"/>	807nm=807.3nm
<input type="checkbox"/>	<input type="checkbox"/>	9. แหล่งกำเนิดแสง (UV < 3,000 hour)	<input type="checkbox"/>	<input type="checkbox"/>	
<input checked="" type="checkbox"/>	<input type="checkbox"/>	10. แหล่งกำเนิดแสง (Visible < 5,000 hour)	<input checked="" type="checkbox"/>	<input type="checkbox"/>	
<input type="checkbox"/>	<input type="checkbox"/>	11. ช่องวัดหลายตัวอย่าง (Carousel Module)	<input type="checkbox"/>	<input type="checkbox"/>	
		pH Meter and Conductivity Meter			
<input type="checkbox"/>	<input type="checkbox"/>	12. อิเล็กโทรด ( Electrode and Connection Cable )	<input type="checkbox"/>	<input type="checkbox"/>	
<input type="checkbox"/>	<input type="checkbox"/>	13. ระดับสารละลายใน Electrode (Level KCl )	<input type="checkbox"/>	<input type="checkbox"/>	
<input type="checkbox"/>	<input type="checkbox"/>	14. ฝาปิดกันปลาย Electrode (Dust Protection Hood)	<input type="checkbox"/>	<input type="checkbox"/>	
<input type="checkbox"/>	<input type="checkbox"/>	15. ขาจับอิเล็กโทรด (Stand)	<input type="checkbox"/>	<input type="checkbox"/>	
		Turbidimeter			
<input type="checkbox"/>	<input type="checkbox"/>	16. ค่าความขุ่นที่ต่ำสุด (No Sample)	<input type="checkbox"/>	<input type="checkbox"/>	
<input type="checkbox"/>	<input type="checkbox"/>	17. ระดับการส่องสว่างของแสง (>= 2.5 ไม่เกิน 3.0)	<input type="checkbox"/>	<input type="checkbox"/>	
		Automatic titrator			
<input type="checkbox"/>	<input type="checkbox"/>	18. สภาพ Piston Burettes	<input type="checkbox"/>	<input type="checkbox"/>	
<input type="checkbox"/>	<input type="checkbox"/>	19. Function Rinsing and Dosing	<input type="checkbox"/>	<input type="checkbox"/>	
<input type="checkbox"/>	<input type="checkbox"/>	20. ระบบท่อสายยางและอุปกรณ์ประกอบ	<input type="checkbox"/>	<input type="checkbox"/>	

เพิ่มเติม/ข้อแนะนำ :

Mr.Nattapat Rungrueang

Service Engineer



# Certificate of System Qualification

GC-OQ

REVIEW BY	<i>Jinda K.</i>
APPROVED BY	<i>Tanyatorn M.</i>
NEXT CAL. DATE	<i>21 Oct 24</i>

System ID: CN11461066  
Organization Name: ALS Laboratory Group (Thailand) Co., Ltd.  
Organization Location: 104 Soi 40 Phatthanakan Rd, Khwang Suan Luang, Khet Suan Luang, Bangkok 10250

Date: April 21, 2023 3:26:38 PM  
EQP Name: AgilentRecommended  
EQP Revision: GC.02.52  
Overall Qualification Status: Pass

## CDS Logon Verification - GC

Logon: Saenguthai Tarak

## Overall CDS Logon Verification - GC Test Status

Pass

## System Inspection and Basic Safety and Operation

Name: 7890

Setpoint Status: Pass

## Overall System Inspection and Basic Safety and Operation Test Status

Pass

## Inlet Pressure Decay

Name: 7890

Front SSL

## Setpoint Status:

Pass

Pressure: 25.0 psi

Pressure Change: -0.1 psi /5 minutes

Agilent Recommended:  $\geq -2.0$  and  $\leq 0.5$

Date: April 21, 2023 3:26:38 PM  
System ID: CN11461066

## Overall Inlet Pressure Decay Test Status

Pass

## Inlet Pressure Accuracy

Name: 7890

Front

SSL

## Setpoint Status:

Pass

Setpoint

Actual

Inlet Pressure: 25.0 psi

25.2 psi

Accuracy:

0.2 psi

Agilent Recommended:

&lt;= 1.2

## Overall Inlet Pressure Accuracy Test Status

Pass

## Inlet Pressure Decay

Name: 7890

Back

SSL

## Setpoint Status:

Pass

Pressure:

25.0 psi

Pressure Change:

0.0 psi /5 minutes

Agilent Recommended:

&gt;= -2.0 and &lt;= 0.5

## Overall Inlet Pressure Decay Test Status

Pass

## Inlet Pressure Accuracy

Name: 7890

Back

SSL

## Setpoint Status:

Pass

	Setpoint	Actual
Inlet Pressure:	25.0 psi	24.8 psi
Accuracy:		0.2 psi
Agilent Recommended:	<=	1.2

## Overall Inlet Pressure Accuracy Test Status

Pass

## Detector Flow Accuracy

Name:

7890

Front

FID

## Setpoint Status:

Pass

Flow Type:

Fuel

Setpoint:

30.0

mL/min

Measured Flow:

28.9

mL/min

Accuracy:

1.1

mL/min

Agilent Recommended:

&lt;=

10.0

% setpoint

(

3.0

mL/min

)

Limit is percentage of setpoint or 0.5 ml/minute, whichever is largest.

## Setpoint Status:

Pass

Flow Type:

Oxidizer

Setpoint:

400.0

mL/min

Measured Flow:

400

mL/min

Accuracy:

0.0

mL/min

Agilent Recommended:

&lt;=

10.0

% setpoint

(

40.0

mL/min

)

Limit is percentage of setpoint or 0.5 ml/minute, whichever is largest.

## Setpoint Status:

Pass

Flow Type:

Makeup

Setpoint:

25.0

mL/min

Measured Flow:

24.9

mL/min

Accuracy:

0.1

mL/min

Agilent Recommended:

&lt;=

10.0

% setpoint

(

2.5

mL/min

)

Limit is percentage of setpoint or 0.5 ml/minute, whichever is largest.

Date:

April 21, 2023 3:26:38 PM

System ID:

CN11461066

## Overall Detector Flow Accuracy Test Status

Pass

## Detector Flow Accuracy

Name: 7890

Back FID

Setpoint Status: Pass

Flow Type: Fuel

Setpoint: 30.0 mL/min

Measured Flow: 30.7 mL/min

Accuracy: 0.7 mL/min

Agilent Recommended: ≤ 10.0 % setpoint ( 3.0 mL/min )

Limit is percentage of setpoint or 0.5 mL/minute, whichever is largest.

Setpoint Status: Pass

Flow Type: Oxidizer

Setpoint: 400.0 mL/min

Measured Flow: 399 mL/min

Accuracy: 1.0 mL/min

Agilent Recommended: ≤ 10.0 % setpoint ( 40.0 mL/min )

Limit is percentage of setpoint or 0.5 mL/minute, whichever is largest.

Setpoint Status: Pass

Flow Type: Makeup

Setpoint: 25.0 mL/min

Measured Flow: 24.6 mL/min

Accuracy: 0.4 mL/min

Agilent Recommended: ≤ 10.0 % setpoint ( 2.5 mL/min )

Limit is percentage of setpoint or 0.5 mL/minute, whichever is largest.

## Overall Detector Flow Accuracy Test Status

Pass

## GC Oven Temperature Accuracy

Name: 7890

Date: April 21, 2023 3:26:38 PM

System ID: CN11461066

Setpoint Status: **Pass**

Zone: **Oven**

Setpoint/Actual

Temperature: **230.0** **230.6** °C

Accuracy: **0.6** °C

Agilent Recommended: **>= -1.0** % setpoint in K ( **-5.0** °C )

**<= 1.0** % setpoint in K ( **5.0** °C )

Setpoint Status: **Pass**

Zone: **Oven**

Setpoint/Actual

Temperature: **100.0** **100.9** °C

Accuracy: **0.9** °C

Agilent Recommended: **>= -1.0** % setpoint in K ( **-3.7** °C )

**<= 1.0** % setpoint in K ( **3.7** °C )

#### Overall GC Oven Temperature Accuracy Test Status

**Pass**

#### GC Oven Temperature Stability

Name: **7890**

Setpoint Status: **Pass**

Setpoint/Average

Temperature: **100.0** **100.8833** °C

Stability: **0.1** °C

Agilent Recommended: **<= 0.5**

#### Overall GC Oven Temperature Stability Test Status

**Pass**

#### Scouting Run

Tested Combination1 **Front** **SSL** **/ Front** **FID**

Injection Tower

Name: **7693A**

Date: April 21, 2023 3:26:38 PM

System ID: CN11461066

## Setpoint Status:

Completed

Injection Volume on Column:

1.0 uL

## Overall Scouting Run Status

Completed

## Noise and Drift

Tested Combination1

Front

SSL

/ Front

FID

Name:

7890

## Setpoint Status:

Pass

Base Signal:

22.7 pA

ASTM Noise

pA

0.06

&lt;=

0.10

Drift

pA/Hr

0.05

&lt;=

2.50

Agilent Recommended:

Status:

Pass

Pass

## Overall Noise and Drift Test Status

Pass

## Injection Precision

Tested Combination1

Front

SSL

/ Front

FID

Name:

7693A

## Setpoint Status:

Pass

Injection Volume on Column:

1.0 uL

Area RSD:

0.32 %

Retention Time RSD:

0.67 %

Agilent Recommended:

&lt;=

3.00

&lt;=

1.00

## Overall Injection Precision Test Status

Pass

## Signal to Noise

Date:

April 21, 2023 3:26:38 PM

System ID:

CN11461066

Tested Combination1	Front	SSL	/ Front	FID
Injection Tower				
Name:	7890			
Setpoint Status:	Pass			
Signal to Noise:	721755			
Agilent Recommended:	≥ 300000			
Overall Signal to Noise Test Status				
Pass				

Scouting Run

Tested Combination2	Back	SSL	/ Back	FID
Injection Tower				
Name:	7693A			
Setpoint Status:	Completed			
Injection Volume on Column:	1.0		uL	
Overall Scouting Run Status				
Completed				

Noise and Drift

Tested Combination2	Back	SSL	/ Back	FID
Name:	7890			
Setpoint Status:	Pass			
Base Signal:	22.6		pA	
		ASTM Noise	Drift	
		pA	pA/Hr	
		0.07	0.09	
Agilent Recommended:	≤ 0.10		≤ 2.50	
Status:	Pass		Pass	



**Overall Noise and Drift Test Status**

Pass

**Injection Precision**

Tested Combination2

Back

SSL

/ Back

FID

Name:

7693A

Setpoint Status:

Pass

Injection Volume on Column:

1.0

uL

Area RSD:

1.28

%

Retention Time RSD:

0.83

%

Agilent Recommended:

&lt;=

3.00

&lt;=

1.00

**Overall Injection Precision Test Status**

Pass

**Signal to Noise**

Tested Combination2

Back

SSL

/ Back

FID

Injection Tower

Name:

7890

Setpoint Status:

Pass

Signal to Noise:

2404398

Agilent Recommended:

&gt;=

300000

**Overall Signal to Noise Test Status**

Pass

## Instrument Details

### Purpose

This section describes the as found system configuration.

### Details

#### System

System ID	CN11461066
Manufacturer	Agilent Technologies
Name	7890
Flow Data Input	Manual Data
Temperature Data Input	Manual Data or Other Data Logging



#### Tested Combination1

Injection Technique	Injection Tower
Sampler Identifier	Sampler 2
Inlet	Front
Detector	Front
LTM Included?	No

#### Tested Combination2

Injection Technique	Injection Tower
Sampler Identifier	Sampler 3
Inlet	Back
Detector	Back
LTM Included?	No



#### Sampler 1

Manufacturer	Agilent Technologies
Type	Tray
Name	7693A
Model Number	G4514A
Serial Number	CN15380030
Firmware Revision	A.11.01
Vial Heater	Not installed

## Sampler 2

Manufacturer	Agilent Technologies
Type	Injection Tower
Name	7693A
Model Number	G4513A
Serial Number	CN16280128
Firmware Revision	A.10.09
Usage	Sample Injection
Location	Front
Syringe Volume (µL)	10

## Sampler 3

Manufacturer	Agilent Technologies
Type	Injection Tower
Name	7693A
Model Number	G4513A
Serial Number	CN10340103
Firmware Revision	A.10.09
Usage	Sample Injection
Location	Back
Syringe Volume (µL)	10

## Mainframe 1

Manufacturer	Agilent Technologies
Name	7890
Model Number	G3440A
Serial Number	CN11461066
Firmware Revision	Version 4.27
Oven Type	Standard

## Inlet 1

Manufacturer	Agilent Technologies
Name	7890
Type	SSL
Location	Front
Carrier Gas	Helium
Control Type	Electronic Pressure Control (EPC)
Purged Inlet	Yes

## Inlet 2

Manufacturer	Agilent Technologies
Name	7890
Type	SSL
Location	Back
Carrier Gas	Helium
Control Type	Electronic Pressure Control (EPC)
Purged Inlet	Yes

## Detector 1

Manufacturer	Agilent Technologies
Name	7890
Type	FID
Adapter	Capillary
Control Type	Electronic Pressure Control (EPC)
Location	Front
Makeup Gas	Nitrogen

## Detector 2

Manufacturer	Agilent Technologies
Name	7890
Type	FID
Adapter	Capillary
Control Type	Electronic Pressure Control (EPC)
Location	Back
Makeup Gas	Nitrogen

## Electronic Signature

### Purpose

This signature page was created and published because the ACE sign-off action was executed, which is valid for the entire document, including attachments. The ACE sign-off is an electronic signature that requires two distinct identification components: unique username and personal password. The Agilent representative who has delivered this service understands the meaning and legal status of an electronic signature. As a trained official operator, the Agilent representative has a unique password and logon to access ACE and electronically sign this document. (Other e-signatures can be applied to this document using a Document Content Management or other suitable method defined in your data access and control procedures.)

### Details

Full Name of Signer:	Saenguthai Tarak
Logged On User Name:	saenguthai.tarak@non.agilent.com
Signature Creation Date:	April 21, 2023
Reason for Signature:	Executed protocol and published this original version of document

### Regulatory Disclaimer

This document provides a protocol to verify and record instrument configuration and evidence of proper operation. It has been prepared from our interpretation of applicable regulations as well as industry best practices. The document is designed to provide an important component of a complete compliance package. Validation depends upon many factors and use of this protocol alone does not assure compliance. Agilent Technologies makes no promises or representations as to its sufficiency for any specific regulatory program.

### Warranty

Agilent Technologies makes no warranty of any kind to this material, including but not limited to, the implied warranties or merchantability and fitness for a particular purpose. Agilent Technologies shall not be liable for errors contained herein or for incidental or consequential damages in connection with the furnishing, performance, or use of this material.

User Name: saenguthal.tarak  
 Hostname: LAPTOP-CQ3SKOMV

System id: CN11461066  
 Print Date: April 21, 2023 3:26:40 PM

## GC-6\_BKK\_EN0127\_ALS Transaction log :

Time	Transaction State	Activity Performed	Type of Transaction	Optional Information
April 21, 2023 11:21:36 AM	Audit	SessionCreated	Session	None
April 21, 2023 11:21:36 AM	Start	Configuration	Session	None
April 21, 2023 11:21:36 AM	Audit	Entitlement	Licensing	User is Nonpaying and does not require an unlock code
April 21, 2023 11:22:04 AM	Audit	EqpLoaded	Session	EQP details for primary technique [Gc] - File path: [ProtocolPacks/Gc/Configurations/02.52/Gc.02.52.eqp], EQP File Name: [Gc.02.52.eqp], EQP Name: [AgilentRecommended], Protocol Revision :[Gc.02.52]
April 21, 2023 11:22:06 AM	End	Configuration	Session	None
April 21, 2023 11:22:14 AM	Start	Qualification	Session	OQ
April 21, 2023 11:22:14 AM	Start	Execution	CDS Logon Verification - GC : - Qualitative test	None
April 21, 2023 11:23:14 AM	End	Execution	CDS Logon Verification - GC : - Qualitative test	Run Count : 1
April 21, 2023 11:23:16 AM	Start	Execution	System Inspection and Basic Safety and Operation - 7890: - Qualitative Test - No setpoints associated	None
April 21, 2023 11:23:35 AM	End	Execution	System Inspection and Basic Safety and Operation - 7890: - Qualitative Test - No setpoints associated	Run Count : 1
April 21, 2023 11:23:37 AM	Start	Execution	Inlet Pressure Decay - Front SSL: - Pressure Controlled Inlet - S: 25.0 psi - L: >= -2.0 psi and <= 0.5 psi	None

User Name: saenguthai.tarak  
 Hostname: LAPTOP-CQ3SKOMV

System Id: CN11461066  
 Print Date: April 21, 2023 3:26:40 PM

## GC-6\_BKK\_EN0127\_ALS Transaction log :

Time	Transaction State	Activity Performed	Type of Transaction	Optional Information
April 21, 2023 11:24:01 AM	End	Execution	Inlet Pressure Decay - Front SSL: - Pressure Controlled Inlet - S: 25.0 psi - L: >= -2.0 psi and <= 0.5 psi	Run Count : 1
April 21, 2023 11:24:04 AM	Start	Execution	Inlet Pressure Accuracy - Front SSL: - Pressure Controlled Inlet - S: 25.0 psi - L: <= 1.2 psi	None
April 21, 2023 11:24:09 AM	End	Execution	Inlet Pressure Accuracy - Front SSL: - Pressure Controlled Inlet - S: 25.0 psi - L: <= 1.2 psi	Run Count : 1
April 21, 2023 11:24:11 AM	Start	Execution	Inlet Pressure Decay - Back SSL: - Pressure Controlled Inlet - S: 25.0 psi - L: >= -2.0 psi and <= 0.5 psi	None
April 21, 2023 11:24:43 AM	End	Execution	Inlet Pressure Decay - Back SSL: - Pressure Controlled Inlet - S: 25.0 psi - L: >= -2.0 psi and <= 0.5 psi	Run Count : 1
April 21, 2023 11:24:45 AM	Start	Execution	Inlet Pressure Accuracy - Back SSL: - Pressure Controlled Inlet - S: 25.0 psi - L: <= 1.2 psi	None
April 21, 2023 11:24:51 AM	End	Execution	Inlet Pressure Accuracy - Back SSL: - Pressure Controlled Inlet - S: 25.0 psi - L: <= 1.2 psi	Run Count : 1
April 21, 2023 11:24:53 AM	Start	Execution	Detector Flow Accuracy - Front FID: - Type : Fuel - S: 30.0 mL/min - L: <= 10.0% setpoint	None
April 21, 2023 11:25:20 AM	Audit	Data	Detector Flow Accuracy - Front FID: - Type : Fuel - S: 30.0 mL/min - L: <= 10.0% setpoint	Manual Data Entry
April 21, 2023 11:25:25 AM	End	Execution	Detector Flow Accuracy - Front FID: - Type : Fuel - S: 30.0 mL/min - L: <= 10.0% setpoint	Run Count : 1



User Name: saenguthai.tarak  
 Hostname: LAPTOP-CQ3SKOMV

System Id: CN11461066  
 Print Date: April 21, 2023 3:26:40 PM

## GC-6\_BKK\_EN0127\_ALS Transaction log :

Time	Transaction State	Activity Performed	Type of Transaction	Optional Information
April 21, 2023 11:25:26 AM	Start	Execution	Detector Flow Accuracy - Front FID: - Type : Oxidizer - S: 400.0 mL/min - L: <= 10.0% setpoint	None
April 21, 2023 11:25:40 AM	Audit	Data	Detector Flow Accuracy - Front FID: - Type : Oxidizer - S: 400.0 mL/min - L: <= 10.0% setpoint	Manual Data Entry
April 21, 2023 11:25:42 AM	End	Execution	Detector Flow Accuracy - Front FID: - Type : Oxidizer - S: 400.0 mL/min - L: <= 10.0% setpoint	Run Count : 1
April 21, 2023 11:25:44 AM	Start	Execution	Detector Flow Accuracy - Front FID: - Type : Makeup - S: 25.0 mL/min - L: <= 10.0% setpoint	None
April 21, 2023 11:26:01 AM	Audit	Data	Detector Flow Accuracy - Front FID: - Type : Makeup - S: 25.0 mL/min - L: <= 10.0% setpoint	Manual Data Entry
April 21, 2023 11:26:04 AM	End	Execution	Detector Flow Accuracy - Front FID: - Type : Makeup - S: 25.0 mL/min - L: <= 10.0% setpoint	Run Count : 1
April 21, 2023 11:26:05 AM	Start	Execution	Detector Flow Accuracy - Back FID: - Type : Fuel - S: 30.0 mL/min - L: <= 10.0% setpoint	None
April 21, 2023 11:26:19 AM	Audit	Data	Detector Flow Accuracy - Back FID: - Type : Fuel - S: 30.0 mL/min - L: <= 10.0% setpoint	Manual Data Entry
April 21, 2023 11:26:22 AM	End	Execution	Detector Flow Accuracy - Back FID: - Type : Fuel - S: 30.0 mL/min - L: <= 10.0% setpoint	Run Count : 1
April 21, 2023 11:26:24 AM	Start	Execution	Detector Flow Accuracy - Back FID: - Type : Oxidizer - S: 400.0 mL/min - L: <= 10.0% setpoint	None
April 21, 2023 11:26:38 AM	Audit	Data	Detector Flow Accuracy - Back FID: - Type : Oxidizer - S: 400.0 mL/min - L: <= 10.0% setpoint	Manual Data Entry

Page 3 / 11

Date: April 21, 2023 3:26:38 PM  
 System ID: CN11461066

User Name: saenguthai.tarak  
 Hostname: LAPTOP-CQ3SKOMV

System Id: CN11461066  
 Print Date: April 21, 2023 3:26:40 PM

## GC-5\_BKK\_EN0127\_ALS Transaction log:

Time	Transaction State	Activity Performed	Type of Transaction	Optional Information
April 21, 2023 11:26:43 AM	End	Execution	Detector Flow Accuracy - Back FID: - Type : Oxidizer - S: 400.0 mL/min - L: <= 10.0% setpoint	Run Count : 1
April 21, 2023 11:26:45 AM	Start	Execution	Detector Flow Accuracy - Back FID: - Type : Makeup - S: 25.0 mL/min - L: <= 10.0% setpoint	None
April 21, 2023 11:27:01 AM	Audit	Data	Detector Flow Accuracy - Back FID: - Type : Makeup - S: 25.0 mL/min - L: <= 10.0% setpoint	Manual Data Entry
April 21, 2023 11:27:05 AM	End	Execution	Detector Flow Accuracy - Back FID: - Type : Makeup - S: 25.0 mL/min - L: <= 10.0% setpoint	Run Count : 1
April 21, 2023 11:27:07 AM	Start	Execution	GC Oven Temperature Accuracy - 7890: - Temperature : Oven - S: 230.0°C - L: >= -1.0 AND <= 1.0 % setpoint in K	None
April 21, 2023 11:27:33 AM	Audit	Data	GC Oven Temperature Accuracy - 7890: - Temperature : Oven - S: 230.0°C - L: >= -1.0 AND <= 1.0 % setpoint in K	Manual Data Entry
April 21, 2023 11:27:35 AM	End	Execution	GC Oven Temperature Accuracy - 7890: - Temperature : Oven - S: 230.0°C - L: >= -1.0 AND <= 1.0 % setpoint in K	Run Count : 1
April 21, 2023 11:27:37 AM	Start	Execution	GC Oven Temperature Accuracy - 7890: - Temperature : Oven - S: 100.0°C - L: >= -1.0 AND <= 1.0 % setpoint in K	None
April 21, 2023 11:27:54 AM	Audit	Data	GC Oven Temperature Accuracy - 7890: - Temperature : Oven - S: 100.0°C - L: >= -1.0 AND <= 1.0 % setpoint in K	Manual Data Entry

User Name: saenguthai.tarak  
 Hostname: LAPTOP-CQ3SKOMV

System Id: CN11461066  
 Print Date: April 21, 2023 3:26:40 PM

## GC-6\_BKK\_EN0127\_ALS Transaction log :

Time	Transaction State	Activity Performed	Type of Transaction	Optional Information
April 21, 2023 11:27:57 AM	End	Execution	GC Oven Temperature Accuracy - 7890: - Temperature : Oven - S: 100.0°C - L: >= -1.0 AND <= 1.0 % setpoint in K	Run Count : 1
April 21, 2023 11:27:59 AM	Start	Execution	GC Oven Temperature Stability - 7890: - Temperature : Oven - S: 100.0°C - L: <= 0.5°C	None
April 21, 2023 11:29:07 AM	Audit	Data	GC Oven Temperature Stability - 7890: - Temperature : Oven - S: 100.0°C - L: <= 0.5°C	Manual Data Entry
April 21, 2023 11:29:10 AM	End	Execution	GC Oven Temperature Stability - 7890: - Temperature : Oven - S: 100.0°C - L: <= 0.5°C	Run Count : 1
April 21, 2023 11:29:12 AM	Start	Execution	GC Scouting Run - Injection Tower, Front SSL, Front FID: - Part of System Preparation - No limits associated	None
April 21, 2023 11:30:27 AM	Audit	Data	GC Scouting Run - Injection Tower, Front SSL, Front FID: - Part of System Preparation - No limits associated	Data files Path : C:\Users\Public\Documents\C hemStation\3\Data\OQ_GC-6 _ALS_2023-04-20\OQ_GC-6 _2023 2023-04-20 14-36-08\F_SC01.D\FID1A.c h
April 21, 2023 11:31:04 AM	End	Execution	GC Scouting Run - Injection Tower, Front SSL, Front FID: - Part of System Preparation - No limits associated	Run Count : 1
April 21, 2023 11:31:07 AM	Start	Execution	Noise and Drift - Front FID: - Detector FID - L (Noise): <= 0.10 pA - L (Drift): <= 2.50 pA/hour	None

User Name: saenguthai.tarak  
 Hostname: LAPTOP-CQ3SKOMV

System id: CN11461066  
 Print Date: April 21, 2023 3:26:40 PM

## GC-6\_BKK\_EN0127\_ALS Transaction log :

Time	Transaction State	Activity Performed	Type of Transaction	Optional Information
April 21, 2023 11:31:43 AM	Audit	Data	Noise and Drift - Front FID: - Detector FID - L (Noise): <= 0.10 pA - L (Drift): <= 2.50 pA/hour	Data files Path : C:\Users\Public\Documents\C hemStation\3\Data\OQ_GC-6 _ALS_2023-04-20\OQ_GC-6 _2023 2023-04-20 14-36-08\ND-01-005F.D\FID 1A.ch
April 21, 2023 11:32:00 AM	End	Execution	Noise and Drift - Front FID: - Detector FID - L (Noise): <= 0.10 pA - L (Drift): <= 2.50 pA/hour	Run Count : 1
April 21, 2023 11:32:03 AM	Start	Execution	Injection Precision - Injection Tower, Front SSL, Front FID: - GC - L (Area): <= 3.00% - L (Ret. Time): <= 1.00%	None
April 21, 2023 11:32:23 AM	Start	Execution	Injection Precision - Injection Tower, Front SSL, Front FID: - GC - L (Area): <= 3.00% - L (Ret. Time): <= 1.00%	None
April 21, 2023 11:33:55 AM	Audit	Data	Injection Precision - Injection Tower, Front SSL, Front FID: - GC - L (Area): <= 3.00% - L (Ret. Time): <= 1.00%	Date files Path : C:\Users\Public\Documents\C hemStation\3\Data\OQ_GC-6 _ALS_2023-04-20\OQ_GC-6 _2023 2023-04-20 14-36-08\Pre01-013F.D\FID 1A.ch
April 21, 2023 11:33:55 AM	Audit	Data	Injection Precision - Injection Tower, Front SSL, Front FID: - GC - L (Area): <= 3.00% - L (Ret. Time): <= 1.00%	Data files Path : C:\Users\Public\Documents\C hemStation\3\Data\OQ_GC-6 _ALS_2023-04-20\OQ_GC-6 _2023 2023-04-20 14-36-08\Pre01-014F.D\FID 1A.ch

User Name: saenguthal.tarak  
 Hostname: LAPTOP-CQ3SKOMV

System Id: CN11461066  
 Print Date: April 21, 2023 3:26:40 PM

## GC-6\_BKK\_EN0127\_ALS Transaction log :

Time	Transaction State	Activity Performed	Type of Transaction	Optional Information
April 21, 2023 11:33:55 AM	Audit	Data	Injection Precision - Injection Tower, Front SSL, Front FID: - GC - L (Area): <= 3.00% - L (Ret. Time): <= 1.00%	Data files Path : C:\Users\Public\Documents\C hemStation\3\Data\OQ_GC-6 _ALS_2023-04-20\OQ_GC-6 _2023 2023-04-20 14-36-08\Pre01--015F.D\FID 1A.ch
April 21, 2023 11:33:55 AM	Audit	Data	Injection Precision - Injection Tower, Front SSL, Front FID: - GC - L (Area): <= 3.00% - L (Ret. Time): <= 1.00%	Data files Path : C:\Users\Public\Documents\C hemStation\3\Data\OQ_GC-6 _ALS_2023-04-20\OQ_GC-6 _2023 2023-04-20 14-36-08\Pre01--016F.D\FID 1A.ch
April 21, 2023 11:33:59 AM	Audit	Data	Injection Precision - Injection Tower, Front SSL, Front FID: - GC - L (Area): <= 3.00% - L (Ret. Time): <= 1.00%	Data files Path : C:\Users\Public\Documents\C hemStation\3\Data\OQ_GC-6 _ALS_2023-04-20\OQ_GC-6 _2023 2023-04-20 14-36-08\Pre01--017F.D\FID 1A.ch
April 21, 2023 11:33:59 AM	Audit	Data	Injection Precision - Injection Tower, Front SSL, Front FID: - GC - L (Area): <= 3.00% - L (Ret. Time): <= 1.00%	Data files Path : C:\Users\Public\Documents\C hemStation\3\Data\OQ_GC-6 _ALS_2023-04-20\OQ_GC-6 _2023 2023-04-20 14-36-08\Pre01--018F.D\FID 1A.ch
April 21, 2023 11:35:00 AM	End	Execution	Injection Precision - Injection Tower, Front SSL, Front FID: - GC - L (Area): <= 3.00% - L (Ret. Time): <= 1.00%	Run Count : 1
April 21, 2023 11:35:04 AM	Start	Execution	Signal to Noise - Injection Tower, Front SSL, Front FID: - Detector FID - L: >= 300000	None

User Name: saenguthai.tarak  
 Hostname: LAPTOP-CQ3SKOMV

System Id: CN11461066  
 Print Date: April 21, 2023 3:26:40 PM

## GC-6\_BKK\_EN0127\_ALS Transaction log :

Time	Transaction State	Activity Performed	Type of Transaction	Optional Information
April 21, 2023 11:35:28 AM	Audit	Data	Signal to Noise - Injection Tower, Front SSL, Front FID: - Detector FID - L: >= 300000	Data files Path : C:\Users\Public\Documents\C hemStation\3\Data\OQ_GC-6 _ALS_2023-04-20\OQ_GC-6 _2023 2023-04-20 14-36-08\SN_Front.D\FID1A. ch
April 21, 2023 11:36:00 AM	End	Execution	Signal to Noise - Injection Tower, Front SSL, Front FID: - Detector FID - L: >= 300000	Run Count : 1
April 21, 2023 11:36:03 AM	Start	Execution	GC Scouting Run - Injection Tower, Back SSL, Back FID: - Part of System Preparation - No limits associated	None
April 21, 2023 11:36:36 AM	Audit	Data	GC Scouting Run - Injection Tower, Back SSL, Back FID: - Part of System Preparation - No limits associated	Data files Path : C:\Users\Public\Documents\C hemStation\3\Data\OQ_GC-6 _ALS_2023-04-20\OQ_GC-6 _2023 2023-04-20 14-36-08\B_SC01.D\FID2B.c h
April 21, 2023 11:37:30 AM	End	Execution	GC Scouting Run - Injection Tower, Back SSL, Back FID: - Part of System Preparation - No limits associated	Run Count : 1
April 21, 2023 11:37:32 AM	Start	Execution	Noise and Drift - Back FID: - Detector FID - L (Noise): <= 0.10 pA - L (Drift): <= 2.50 pA/hour	None

User Name: saenguthai.tarak  
 Hostname: LAPTOP-CQ3SKOMV

System Id: CN11461066  
 Print Date: April 21, 2023 3:26:40 PM

## GC-6\_BKK\_EN0127\_ALS Transaction log :

Time	Transaction State	Activity Performed	Type of Transaction	Optional Information
April 21, 2023 11:38:06 AM	Audit	Data	Noise and Drift - Back FID: - Detector FID - L (Noise): <= 0.10 pA - L (Drift): <= 2.50 pA/hour	Data files Path : C:\Users\Public\Documents\C hemStation\3\Data\OQ_GC-6 _ALS_2023-04-20\OQ_GC-6 _2023_2023-04-20 14-36-08\ND-01-005B.D\FID 2B.ch
April 21, 2023 11:38:23 AM	End	Execution	Noise and Drift - Back FID: - Detector FID - L (Noise): <= 0.10 pA - L (Drift): <= 2.50 pA/hour	Run Count : 1
April 21, 2023 11:38:32 AM	Start	Execution	Injection Precision - Injection Tower, Back SSL, Back FID: - GC - L (Area): <= 3.00% - L (Ret. Time): <= 1.00%	None
April 21, 2023 11:38:51 AM	Start	Execution	Injection Precision - Injection Tower, Back SSL, Back FID: - GC - L (Area): <= 3.00% - L (Ret. Time): <= 1.00%	None
April 21, 2023 11:40:17 AM	Audit	Data	Injection Precision - Injection Tower, Back SSL, Back FID: - GC - L (Area): <= 3.00% - L (Ret. Time): <= 1.00%	Data files Path : C:\Users\Public\Documents\C hemStation\3\Data\OQ_GC-6 _ALS_2023-04-20\OQ_GC-6 _2023_Pre 2023-04-21 10-37-32\Pre11-004B.D\FID 2B.ch
April 21, 2023 11:40:17 AM	Audit	Data	Injection Precision - Injection Tower, Back SSL, Back FID: - GC - L (Area): <= 3.00% - L (Ret. Time): <= 1.00%	Data files Path : C:\Users\Public\Documents\C hemStation\3\Data\OQ_GC-6 _ALS_2023-04-20\OQ_GC-6 _2023_Pre 2023-04-21 10-37-32\Pre11-005B.D\FID 2B.ch



User Name: saenguthai.tarak  
 Hostname: LAPTOP-CQ3SKOMV

System Id: CN11461066  
 Print Date: April 21, 2023 3:26:40 PM

## GC-6\_BKK\_EN0127\_ALS Transaction log :

Time	Transaction State	Activity Performed	Type of Transaction	Optional Information
April 21, 2023 11:40:17 AM	Audit	Data	Injection Precision - Injection Tower, Back SSL, Back FID: - GC - L (Area): <= 3.00% - L (Ret. Time): <= 1.00%	Data files Path : C:\Users\Public\Documents\C hemStation\3\Data\OQ_GC-6 _ALS_2023-04-20\OQ_GC-6 _2023_Pre 2023-04-21 10-37-32\Pre11-006B.D\FID 2B.ch
April 21, 2023 11:40:17 AM	Audit	Data	Injection Precision - Injection Tower, Back SSL, Back FID: - GC - L (Area): <= 3.00% - L (Ret. Time): <= 1.00%	Data files Path : C:\Users\Public\Documents\C hemStation\3\Data\OQ_GC-6 _ALS_2023-04-20\OQ_GC-6 _2023_Pre 2023-04-21 10-37-32\Pre11-007B.D\FID 2B.ch
April 21, 2023 11:40:21 AM	Audit	Data	Injection Precision - Injection Tower, Back SSL, Back FID: - GC - L (Area): <= 3.00% - L (Ret. Time): <= 1.00%	Data files Path : C:\Users\Public\Documents\C hemStation\3\Data\OQ_GC-6 _ALS_2023-04-20\OQ_GC-6 _2023_Pre 2023-04-21 10-37-32\Pre11-008B.D\FID 2B.ch
April 21, 2023 11:40:21 AM	Audit	Data	Injection Precision - Injection Tower, Back SSL, Back FID: - GC - L (Area): <= 3.00% - L (Ret. Time): <= 1.00%	Data files Path : C:\Users\Public\Documents\C hemStation\3\Data\OQ_GC-6 _ALS_2023-04-20\OQ_GC-6 _2023_Pre 2023-04-21 10-37-32\Pre11-009B.D\FID 2B.ch
April 21, 2023 11:41:29 AM	End	Execution	Injection Precision - Injection Tower, Back SSL, Back FID: - GC - L (Area): <= 3.00% - L (Ret. Time): <= 1.00%	Run Count : 1
April 21, 2023 11:41:33 AM	Start	Execution	Signal to Noise - Injection Tower, Back SSL, Back FID: - Detector FID - L: >= 300000	None

User Name: saenguthal.tarak  
Hostname: LAPTOP-CQ3SKOMV

System Id: CN11461066  
Print Date: April 21, 2023 3:26:40 PM

## GC-6\_BKK\_EN0127\_ALS Transaction log :

Time	Transaction State	Activity Performed	Type of Transaction	Optional Information
April 21, 2023 11:42:22 AM	Audit	Data	Signal to Noise - Injection Tower, Back SSL, Back FID: - Detector FID - L: >= 300000	Data files Path : C:\Users\Public\Documents\C hemStation\3\Data\OQ_GC-6 _ALS_2023-04-20\OQ_GC-6 _2023 2023-04-20 14-36-08\SN_Back.D\FID2B. ch
April 21, 2023 11:42:50 AM	End	Execution	Signal to Noise - Injection Tower, Back SSL, Back FID: - Detector FID - L: >= 300000	Run Count : 1
April 21, 2023 11:42:53 AM	End	Qualification	Session	OQ
April 21, 2023 11:42:53 AM	Start	Reporting	Session	None
April 21, 2023 12:01:47 PM	Audit	AceClosed	Session	None
April 21, 2023 3:16:07 PM	Audit	AceRestarted	Session	None
April 21, 2023 3:16:10 PM	Audit	SessionReloaded	Session	None
April 21, 2023 3:16:31 PM	Start	Qualification	Session	OQ
April 21, 2023 3:20:59 PM	Audit	AceRestarted	Session	None
April 21, 2023 3:21:00 PM	Audit	SessionReloaded	Session	None
April 21, 2023 3:21:07 PM	Start	Qualification	Session	OQ
April 21, 2023 3:25:45 PM	Audit	Reporting	Session	Report Generated : Certificate



## DRY GAS METER CALIBRATION TEST REPORT

Calibration of Date 8-Jan-24

Next Calibration Date 8-Jul-24

Barometric Pressure ( mm.Hg ) : 755.3

Relative Humidity (%) 35.0

Temperature (°C ) 27.3

### Dry Gas Meter Data

Calibration sheet No. : C-080124-BKK\_FS0563

Dry Gas Meter ID BKK\_FS0563

Serial No. 1606011

Model No. XC-62-CV

### Reference Dry Gas Meter Data

Reference Dry Gas Meter ID : BKK\_FS1122

Serial No. : A2003240

Correction Factor (Y) : 0.9824

Next Calibration Date : 7 Nov 24

Reference Dry Gas Meter Calibration				Dry Gas Meter						Dry Gas Meter Correction Factor ( Y )
Vr (Liters)			Tr (°C )	Vm (Liters)			Ti (°C )	To (°C )	Avg. Tm (°C )	
Final	Initial	Total		Final	Initial	Total				
30.00	0.00	30.00	27.0	30.35	0.00	30.35	26.0	26.0	26.0	0.9679
30.00	0.00	30.00	27.0	30.35	0.00	30.35	27.0	27.0	27.0	0.9710
60.00	0.00	60.00	27.0	60.83	0.00	60.83	30.0	30.0	27.0	0.9690
60.00	0.00	60.00	27.0	60.82	0.00	60.82	30.0	30.0	27.0	0.9692
90.00	0.00	90.00	27.0	90.19	0.00	90.19	31.0	31.0	27.0	0.9803
90.00	0.00	90.00	27.0	90.12	0.00	90.12	31.0	31.0	27.0	0.9811
									Avg.	0.9731

Y = Ratio of reading of reference dry gas meter to dry gas meter ; tolerance for individual  $\pm 0.05$  from average.

Calibrate by :

Mr. ( jittakorn.sriwasa )  
RYG Field Service Scientist (2)

Approved by :

( Mr.Natthapol Jiengwareewong )  
RYG Field Service Specialist (1)



## Stopwatch Calibration Test Report

Calibration Date : 8 Jan 24

Next Cal. Date : 8 Jul 24

Barometric Pressure (mmHg) : 755.3

Temperature (°C) : 27.3

Relative Humidity (%) : 35.0

### Reference Stopwatch Data

Stopwatch ID No. : E18061

Model : F808

Serial No. : -

Calibration Date : 8 Sep 20

Certificate No. : E-2009018

### Console Control Meter Data

Dry Gas Meter No. : BKK\_FS0563

Model : XC-62-CV

Serial No. : 1606011

Run No.	Time Actual (m:ss.ms)	Time Reading (m:ss)	Diff. (ms)	Diff. (min)
1	5:00:03	5:00	3	0.00005
2	5:00:09	5:00	8	0.00013
3	5:00:09	5:00	9	0.00015
4	5:00:11	5:00	11	0.00018
5	5:00:05	5:00	5	0.00008
6	5:00:06	5:00	6	0.00010
7	5:00:06	5:00	6	0.00010
8	5:00:08	5:00	8	0.00013
9	5:00:09	5:00	9	0.00015
10	5:00:07	5:00	7	0.00012
			Average	0.00012
			SD	0.00004

Calibrate by :

Saksit Phaisanphisut

Mr. Saksit Phaisanphisut

RYG Field Service Scientist (4)

Approved by :

Nattapol Jiengwareewong

Mr. Nattapol Jiengwareewong

RYG Field Service Specialist (1)



## DIGITAL TEMPERATURE CALIBRATION DATA SHEET

Calibration Date :	8 Jan 24	Ambient Temperature (°C)	27.3
Calibration sheet No. :	C-080124-BKK_FS0563	Relative Humidity (%) :	35
Digital Temperature ID :	BKK_FS0563	Reference Temperature ID	RYG_FS0681
Serial No. :	1606011	Serial No. :	201090014918
Model :	XC-62-CV	Model :	Digicon-CC-VT-MS
		Next Calibrate :	13 Nov 24

Location	Reference Temperature °C	Digital Temperature °C	Error °C	MPE	Pass / Fail
Stack	0	0	0	±3	Pass
	25	25	0	±3	Pass
	50	50	0	±3	Pass
	100	100	0	±3	Pass
	150	150	0	±3	Pass
	200	200	0	±3	Pass
	250	250	0	±3	Pass
	300	300	0	±3	Pass
	500	500	0	±3	Pass
Probe	100	100	0	±3	Pass
	120	120	0	±3	Pass
	140	140	0	±3	Pass
Oven	100	100	0	±3	Pass
	120	121	1	±3	Pass
	140	140	0	±3	Pass
Filter	100	100	0	±3	Pass
	120	120	0	±3	Pass
	140	140	0	±3	Pass
Exit	0	0	0	±3	Pass
	10	10	0	±3	Pass
	20	20	0	±3	Pass
Meter	0	0	0	±3	Pass
	25	25	0	±3	Pass
	50	50	0	±3	Pass
AUX	0	0	0	±3	Pass
	25	26	1	±3	Pass
	50	51	1	±3	Pass

MPE : (Maximum permissible error of measurement) ค่าความผิดพลาดสูงสุดของการวัดที่ยอมรับได้

Calibrated by :

Mr. Jittakorn.Sriwasa

RYG Field Service Scientist (2)

Approved by :

Mr.Natthapol Jiengwareewong

RYG Field Service Specialist (1)

**Sartorius (Thailand) Co., Ltd.**

129 Rama 9 Road, Huaykwang, Huaykwang, Bangkok 10310

Tel: +66 2643 8361-6, e-mail: service.thailand@sartorius.com



NSC-TISI-TIS 17025

CALIBRATION 0426

**SARTORIUS**

# Certificate

## of Calibration

REVIEW BY Thavitak  
APPROVED BY D. [Signature]  
NEXT CAL. DATE 22/02/2025

Model Number : MSU224S-100-DUCertificate No. : 24BCI0073Description : Analytical BalanceIssued Date : Friday, February 23, 2024Serial Number : 0031709552Reference No. : 229196ID No. : RYG\_EN0003Page No. : 1 of 2Manufacturer : SartoriusCustomer Name : ALS Laboratory Group (Thailand) Co., Ltd. (Rayong Branch)616/10 Moo 5 T.Maenam Khu, A.Pluak Daeng, Rayong 21140, Thailand.Calibrated Place : ALS Laboratory Group (Thailand) Co., Ltd.(Balance Room)616/10 Moo 5 T.Maenam Khu, A.Pluak Daeng, Rayong 21140, Thailand.Calibrated By : Mr.Chonchai InthanaCalibration Date : Thursday, February 22, 2024

Calibration

Procedure No. : This calibration was conducted byUsing in-house calibration procedure number (WI-003)Based on UKAS LAB 14 : 2019

Metrological data :

Capacity : 220 g Readability : 0.0001 g

Ambients Conditions:

Temperature : 23.7 °C ± 5.0 °CHumidity : 62.0 % RH ± 10.0 % RHPressure :                      ±                     

Reasons for calibration

☐ New Installation ☐ Service / Repaired ☒ Re-calibration/ MaintenanceEquipment Condition: ☒ Good Operate ☐ Fair

### Measurement Method UKAS Publication Ref :Lab 14

The measurement uncertainty stated is the expended uncertainty which is obtained from the standard uncertainty multiplied by the coverage factor (k=2) to provide a level of confidence of approximately 95%. It is determined in accordance with the Guide to Expression of Uncertainty in Measurement (GUM). The calibration certificate documents the traceability to National Standards, which realise the unit of measurement according to the International Standard System of Units (SI). Report of Tolerance came from list of Sartorius Metrological Specifications.

### Traceability:

Model Number	Description	Traceability	Certificate No.	Due Date
YCS011-522-00	Sartorius weight set 1mg - 5000g E2,YCS011-522-00	TCS	M2308197S	23-Aug-2025
MHB-382SD	Humidity/Barometer/Temp Lutron MHB-382SD	DKSH	C19231845	23-Aug-2024

This certificate relate and apply this equipment only.

This certificate may not be reproduced other than in full except with the prior written approval of the Verification Operation Division  
Sartorius (Thailand) Co., Ltd.

Mr.chonchai Inthana(Technical Manager)

S  
T  
A  
M  
P

**Sartorius (Thailand) Co., Ltd.**

129 Rama 9 Road, Huaykwang, Huaykwang, Bangkok 10310

Tel: +66 2643 8381-6 Fax: +66 2643-8367, e-mail: service.thailand@sartorius.com

**SARTORIUS**

# Certificate of Calibration

Model Number : MSU224S-100-DUCertificate No. : 24BCI0073Description : Analytical BalanceIssued Date : Friday, February 23, 2024Serial Number : 0031709552Reference No. : 229196ID No. : RYG\_EN0003Manufacturer : SartoriusPage No. : 2 of 2**Calibration Results : Without Adjustment****Repeatability**

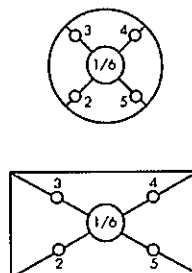
The reproducibility is the ability of a weighing instrument to display nearly identical readouts under constant test conditions when the same load within a measurement series is placed repeatedly on the weighing pan in the same manner. The standard deviation is used to express reproducibility quantitatively.

Nominal Value : (Low Load)	20.0000	200.0001
20 g	20.0000	200.0000
Tolerance	20.0001	200.0001
0.0001 g	20.0000	200.0001
	20.0000	200.0001
Nominal Value : (High Load)	20.0000	200.0001
200 g	19.9999	200.0001
Tolerance	20.0000	200.0000
0.0001 g	20.0000	200.0000
	20.0000	200.0001
Standard Deviation	0.00005	0.00005

**Eccentricity (Off-center loading error)**

The off-center loading error is yielded by the difference between the readout of the load, i.e. 1/3 or 1/4 of maximum capacity, placed in the middle of the weighing pan and between each of four additional measurement points (positions defined according to OIML R76).

Nominal value : 100 g  
Tolerance 0.0004 g



Difference	
1	-
2	0.0000
3	-0.0001
4	0.0000
5	0.0001
6	-

**Linearity**

The linearity, also called linearity error. Describes the deviation of the characteristic curve of a weighing instrument from the linear slope.

Tolerance 0.0002 g

Nominal Value (g)	Conventional Mass Value (g)	Displayed Value (g)	Deviation (g)	Uncertainty (g)
0.01	0.0100	0.0100	0.0000	0.00013
0.1	0.1000	0.1000	0.0000	0.00013
0.5	0.5000	0.5000	0.0000	0.00013
1	1.0000	1.0000	0.0000	0.00013
5	5.0000	5.0000	0.0000	0.00013
10	10.0000	10.0000	0.0000	0.00013
20	20.0000	20.0000	0.0000	0.00013
50	50.0000	50.0000	0.0000	0.00024
100	100.0000	99.9999	-0.0001	0.00018
200	200.0000	199.9999	-0.0001	0.00029

End of Report.





## ROTA METER CALIBRATION RESULT JANUARY 2024

Rotameter ID.	Calibration Date	Regression Result	Coefficient (R <sup>2</sup> )
BKK_FS0585	10 Jan 24	$Y = 1.0351x + 2.3733$	0.9998
BKK_FS0587	10 Jan 24	$Y = 1.0168x + 15.05$	0.9997
BKK_FS0592	10 Jan 24	$Y = 1.0013x + 12.556$	1.0000
BKK_FS0594	10 Jan 24	$Y = 1.0048x + 4.9762$	1.0000
BKK_FS1004	04 Jan 24	$Y = 0.9873x + 13.47$	0.9993
BKK_FS1005	04 Jan 24	$Y = 1.0187x + 1.25$	0.9998
BKK_FS1006	04 Jan 24	$Y = 1.1589x - 3.6605$	0.9981
BKK_FS1007	10 Jan 24	$Y = 1.1347x + 1.6007$	0.9989
BKK_FS1008	10 Jan 24	$Y = 1.127x + 4.3827$	0.9996
BKK_FS1017	04 Jan 24	$Y = 1.0632x - 0.0701$	0.9998
BKK_FS1018	04 Jan 24	$Y = 1.0115x + 1.2867$	0.9996
BKK_FS1019	04 Jan 24	$Y = 1.0019x + 8.4867$	1.0000
BKK_FS1026	19 Jan 24	$Y = 0.9618x + 1.9626$	0.9999
BKK_FS1027	19 Jan 24	$Y = 1.0065x - 4.3786$	1.0000
BKK_FS1028	19 Jan 24	$Y = 1.0184x - 37.308$	0.9997
BKK_FS1029	19 Jan 24	$Y = 0.9809x + 2.7925$	0.9977
BKK_FS1030	19 Jan 24	$Y = 0.996x - 1.3286$	1.0000
BKK_FS1031	19 Jan 24	$Y = 1.015x - 27.236$	0.9997
BKK_FS1039	04 Jan 24	$Y = 1.0047x + 8.0267$	0.9997
BKK_FS1040	04 Jan 24	$Y = 1.0059x + 3.6952$	1.0000
BKK_FS1041	04 Jan 24	$Y = 1.0677x - 0.0486$	0.9995
BKK_FS1042	04 Jan 24	$Y = 1.0021x + 11.273$	0.9995
BKK_FS1043	04 Jan 24	$Y = 1.0023x + 8.3905$	1.0000
BKK_FS1044	04 Jan 24	$Y = 1.0738x + 1.2527$	0.9997
PHK_FS0027	10 Jan 24	$Y = 1.1096x + 0.3565$	1.0000
PHK_FS0028	10 Jan 24	$Y = 1.034x - 2.52$	1.0000
PHK_FS0029	10 Jan 24	$Y = 1.0017x + 8.0124$	1.0000
RYG_FS0197	04 Jan 24	$Y = 1.0045x + 10.275$	1.0000
RYG_FS0198	04 Jan 24	$Y = 1.0024x + 10.1$	1.0000
RYG_FS0199	04 Jan 24	$Y = 1.0343x - 0.3854$	0.9999
RYG_FS0654	04 Jan 24	$Y = 1.0529x + 0.1565$	0.9996
RYG_FS0655	04 Jan 24	$Y = 0.992x + 8.9667$	0.9992
RYG_FS0656	04 Jan 24	$Y = 1.0068x - 2.8429$	1.0000
RYG_FS0657	04 Jan 24	$Y = 1.0472x + 1.9228$	0.9999
RYG_FS0658	04 Jan 24	$Y = 0.9675x + 20.263$	0.9996
RYG_FS0659	04 Jan 24	$Y = 1.0028x + 10.275$	1.0000
SGK_FS0135	17 Jan 24	$Y = 1.0145x + 2.8273$	1.0000
SGK_FS0136	17 Jan 24	$Y = 1.0113x + 1.75$	0.9999
SGK_FS0138	04 Jan 24	$Y = 1.0632x - 1.0034$	0.9999



## ROTA METER CALIBRATION RESULT JANUARY 2024

Rotameter ID.	Calibration Date	Regression Result	Coefficient (R <sup>2</sup> )
SGK_FS0139	04 Jan 24	$Y = 1.0047x + 1.8667$	0.9999
SGK_FS0140	04 Jan 24	$Y = 1.0001x + 14.149$	1.0000
SGK_FS0141	04 Jan 24	$Y = 1.111x - 1.1337$	0.9994
SGK_FS0142	04 Jan 24	$Y = 1.0179x + 0.3633$	0.9999
SGK_FS0143	04 Jan 24	$Y = 1.054x + 2.2352$	1.0000

Review By :

(Mr. Wichan Choonharat)

Enviro Field Services Manager

Approved By :

(Mr. Sarayuth Jittrantont)

Assistant General Manager

Cert. No. : ACC24008  
Pages : 1 of 3

Calibration Certificate

Equipment : SOUND CALIBRATOR  
Manufacturer : RION  
Model : NC-75  
Serial No.: 35002736  
ID No.: RYG\_FS0496

Condition As Found : GOOD

Customer : ALS LABORATORY GROUP (THAILAND) CO., LTD.  
104 PHATTHANAKAN 40, PHATTHANAKAN ROAD,  
KHWANG PHATTHANAKAN, KHET SUAN LUANG,  
BANGKOK, 10250 THAILAND.

Location : -  
Ambient Temperature : ( 23.0 ± 3 ) °C  
Pressure : ( 101.3 ± 3 ) kPa  
Relative Humidity : ( 50.0 ± 20 ) %

Received Date : 19 JANUARY 2024  
Calibration Date : 26 JANUARY 2024  
Date of Issue : 29 JANUARY 2024

REVIEW BY	Nathakorn P.
APPROVED BY	[Signature]
NEXT CAL. DATE	25/1/25

Calibrated by : Nathakorn Pisutpaisan

Approved by : [Signature]  
( Thanakul Petchurai )

This certificate is issued in accordance with the requirements of ISO/IEC 17025 standard, may not be reproduced other than in full, except with the prior written approval of the head of Calibration Laboratory.

# SITHIPORN ASSOCIATES CO., LTD.

## CALIBRATION LABORATORY

451-451/1 Sirinthorn Road, Bangbumru, Bangplud, Bangkok, 10700 Thailand  
Tel. +66 2433 8331 Email : calibration@sithiporn.com

SITHIPORN  
associates



Cert. No. : ACC24008

Job No. : VC67AC0058

Pages : 2 of 3

**Calibration Procedure :** CP-AC-03

### Calibration Method :

This equipment was calibrated by follow on IEC-60942-2003 Standard.

The sound pressure level, frequency and total distortion of the sound calibrator was measured using the reference microphone.

### Condition of this result of calibration :

#### 1. Reference Standard Instruments :

<u>Instrument</u>	<u>Model</u>	<u>Serial No.</u>	<u>Cert. No.</u>	<u>Due Date</u>
Waveform Generator	33511B	MY52302742	EF-0010-23	07-FEB-24
Digital Multimeter	33461A	MY53220104	EEL.BP 30/0266	13-FEB-24
Digital Multimeter	33461A	MY53220076	EEL.BP 30/0267	13-FEB-24
Digital Multimeter	33461A	MY60024273	EEL.BP 31/0266	14-FEB-24
Programmable Attenuator	MAT-1070	62100114	EF-0011-23	08-FEB-24
Condenser Microphone	4180	2977900	AA-1001-23	14-FEB-24
Measuring Amplifier	NA-42KAI	34560495	AA-3002-23	14-FEB-24
Audio Analyzer	AVR-3360A	V744B6069	EF-0012-23	10-FEB-24

2. This result of calibration was found accurate as shown on date and place of calibration for this calibrated item only.

3. This certificate is traceable to the international system of unit maintained at :

3.1 National Institute of Metrology (Thailand).

3.2 Thailand Institute of Scientific and Technological Research (TISTR).

*Signature*



# SITHIPHORN ASSOCIATES CO., LTD.

## CALIBRATION LABORATORY

451-451/1 Sirinthorn Road, Bangbunru, Bangplud, Bangkok, 10700 Thailand  
Tel. +66 2433 8331 Email : calibration@sithiphorn.com

SITHIPHORN  
associates



Cert. No. : ACC24008  
Job No. : VC67AC0058  
Pages : 3 of 3

### Result of calibration :

#### 1. Sound pressure level

Specified sound pressure level (dB)	Measured value (dB)	Deviated value (dB)	Uncertainty (dB)	Acceptance limit (dB)
94	93.98	-0.02	0.14	0.40

#### 2. Frequency

Specified Frequency (Hz)	Measured value (Hz)	Deviated value ( % )	Uncertainty ( % )	Acceptance limit ( % )
1000	1000.0	0.0	0.1	1.0

#### 3. Total distortion

Measured value ( % )	Uncertainty ( % )	Acceptance limit ( % )
0.83	0.10	3.0

The reported uncertainty is based on a standard uncertainty multiplied by coverage factor  $k = 2$   
or any value following calculation, providing a level of confidence of approximately 95 %

————— End of Calibration Certificate —————

Cert. No. : ACL24093

Pages : 1 of 8

## Calibration Certificate

**Equipment :** SOUND LEVEL METER  
**Manufacturer :** RION  
**Model :** NL-42 / Microphone UC-52 / Preamplifier NH-24  
**Serial No.:** 00734225 / 145272 / 34370  
**ID No.:** RYG\_FS0030


**Condition As Found :** GOOD

**Customer :** ALS LABORATORY GROUP (THAILAND) CO., LTD.  
104 PHATTHANAKAN 40, PHATTHANAKAN ROAD,  
KHWANG PHATTHANAKAN, KHET SUAN LUANG,  
BANGKOK, 10250 THAILAND.

**Location :** -

**Ambient Temperature :** ( 23.0  $\pm$  3 ) °C  
**Pressure :** ( 101.3  $\pm$  3 ) kPa  
**Relative Humidity :** ( 50.0  $\pm$  20 ) %

**Received Date :** 19 JANUARY 2024  
**Calibration Date :** 25-26 JANUARY 2024  
**Date of Issue :** 29 JANUARY 2024



**Calibrated by :**

Nathakorn Pisutpaisan

**Approved by :**

  
( Thanakul Petchurai )

This certificate is issued in accordance with the requirements of ISO/IEC 17025 standard, may not be reproduced other than in full, except with the prior written approval of the head of Calibration Laboratory.



# SITHIPORN ASSOCIATES CO., LTD.

## CALIBRATION LABORATORY

451-451/1 Sirinthorn Road, Bangbumru, Bangplud, Bangkok, 10700 Thailand  
Tel. +66 2433 8331 Email : calibration@sithiporn.com

SITHIPORN  
associates



Cert. No. : ACL24093  
Job No. : VC67AC0058  
Pages : 2 of 8

Calibration Procedure : CP-AC-01

### Calibration Method :

This equipment was calibrated by follow on IEC-61672-3 (2013) Standard for sound level meter (SLM).

The SLM had tests to Acoustical and Electrical signal tests of frequency weighting with Anechoic chamber and Reference Standard Instruments.

For tests results of each items were made by observation of each Instruments display and also with SLM's display.

### Condition of this result of calibration :

#### 1. Reference Standard Instruments :

<u>Instrument</u>	<u>Model</u>	<u>Serial No.</u>	<u>Cert. No.</u>	<u>Due Date</u>
Waveform Generator	33210A	MY48017076	EF-0009-23	07-FEB-24
Waveform Generator	33511B	MY52302742	EF-0010-23	07-FEB-24
Digital Multimeter	33461A	MY53220104	EEL.BP 30/0266	13-FEB-24
Digital Multimeter	33461A	MY53220076	EEL.BP 29/0266	13-FEB-24
Digital Multimeter	34461A	MY60024273	EEL.BP 31/0266	14-FEB-24
Programmable Attenuator	MAT-1070	62100114	EF-0011-23	08-FEB-24
Condenser Microphone	4180	2977900	AA-1001-23	14-FEB-24
Measuring Amplifier	NA-42KAI	34560495	AA-3002-23	14-FEB-24

2. This result of calibration was found accurate as shown on date and place of calibration for this calibrated item only.

3. This certificate is traceable to the international system of unit maintained at :

3.1 National Institute of Metrology (Thailand).

3.2 Thailand Institute of Scientific and Technological Research (TISTR).



# SITHIPORN ASSOCIATES CO., LTD.

## CALIBRATION LABORATORY

451-451/1 Sirinthorn Road, Bangbumru, Bangplud, Bangkok, 10700 Thailand  
Tel. +66 2433 8331 Email : calibration@sithiporn.com

SITHIPORN  
associates



Cert. No. : ACL24093  
Job No. : VC67AC0058  
Pages : 3 of 8

### Summary of Measurement Result :

Parameter	Uncertainty (dB)	Maximum-permitted uncertainty of measurement (dB)
1. Absolute sensitivity	0.2	N/A
2. Self-generated noise	0.2	N/A
3. Acoustical signal tests of frequency weightings		
125 Hz	0.3	0.6
1000 Hz	0.3	0.6
8000 Hz	0.3	0.7
4. Electrical signal tests of frequency weightings		
For 10 Hz to 4 kHz	0.3	0.6
For > 4 kHz to 10 kHz	0.3	0.7
For > 10 kHz to 20 kHz	-	1.0
5. Frequency and time weightings at 1 kHz	0.2	0.2
6. Long - term stability	0.1	0.1
7. Level linearity on the reference level range	0.2	0.3
8. Level linearity including the level range control	0.2	0.3
9. Tone burst response	0.2	0.3
10. Peak C sound level	0.2	0.35
11. Overload indication	0.2	0.25
12. High level stability	0.1	0.1

*G. P. Tan*

# SITHIPORN ASSOCIATES CO., LTD.

## CALIBRATION LABORATORY

451-451/1 Sirinthorn Road, Bangbumru, Bangplud, Bangkok, 10700 Thailand  
Tel. +66 2433 8331 Email : calibration@sithiporn.com

SITHIPORN  
associates



Cert. No. : ACL24093

Job No. : VC67AC0058

Pages : 4 of 8

### Result of calibration :

#### 1. Absolute sensitivity

Reference Acoustic Signal ( dB )	Measured Value ( dB )	Deviation ( dB )	Acceptance Limit ( dB )
93.9 (93.98)	93.9	0.0	±0.3

#### 2. Self-generated noise

##### 2.1 Normal test

Measured Value ( dB )
21.4

2.2 The microphone of the sound level meter was replaced by electrical signal input device.

Frequency Weighting	Measured value ( dB )
A - weight	11.6
C - weight	17.9
Flat	23.6

#### 3. Acoustical signal tests of frequency weightings

Meter free-field acoustic response at a level of 84 dB

Frequency ( Hz )	Deviation from various frequency weighting response curve (dB)			
	Flat	C-weight	A-weight	Acceptance Limits
125	0.3	0.3	0.3	± 1.5
1000	0.0	0.0	0.0	± 1.0
8000	-1.1	-0.9	-0.9	±5.0

*T. Petch.*



**Cert. No. : ACL24093**  
**Job No. : VC67AC0058**  
**Pages : 5 of 8**

#### 4. Electrical signal tests of frequency weightings

Weighting network response with relative to 1 kHz.

Frequency ( Hz )	Deviation from various frequency weighting response curve (dB)			
	Flat	C-weight	A-weight	Acceptance Limits
63	-0.1	0.0	0.0	±2.0
125	0.0	0.1	0.0	±1.5
250	0.0	0.0	0.0	±1.5
500	0.0	0.0	0.0	±1.5
1000	0.0	0.0	0.0	±1.0
2000	0.0	0.0	0.0	±2.0
4000	0.0	0.0	0.0	±3.0
8000	0.0	0.1	0.1	±5.0

#### 5. Frequency and time weightings at 1 kHz

##### 5.1 Frequency weightings at 1 kHz

Frequency Weighting	Anticipated Value ( dB )	Measured Value ( dB )	Deviated Value ( dB )	Acceptance Limits ( dB )
A - weight	94.0	94.0	0.0	± 0.2
C - weight	94.0	94.0	0.0	± 0.2
Flat	94.0	94.0	0.0	± 0.2

##### 5.2 Time weighting at 1 kHz

Frequency Weighting	Anticipated Value ( dB )	Measured Value ( dB )	Deviated Value ( dB )	Acceptance Limits ( dB )
Fast	94.0	94.0	0.0	± 0.1
Slow	94.0	94.0	0.0	± 0.1
Leq	94.0	94.0	0.0	± 0.1

#### 6. Long - term stability

Frequency Weighting	SLM Display at initial ( dB )	SLM Display at final ( dB )	Deviated Value ( dB )	Acceptance Limits ( dB )
A - weight	94.0	94.0	0.0	± 0.3

*S. K. K.*

# SITHIPORN ASSOCIATES CO., LTD.

## CALIBRATION LABORATORY

451-451/1 Sirinthorn Road, Bangbumru, Bangplud, Bangkok, 10700 Thailand  
Tel. +66 2433 8331 Email : calibration@sithiporn.com

SITHIPORN  
associates



Cert. No. : ACL24093

Job No. : VC67AC0058

Pages : 6 of 8

### 7. Level linearity on the reference level range

Anticipated Value ( dB )	Measured Value ( dB )	Deviated Value ( dB )	Acceptance Limits ( dB )
137.0	137.0	0.0	$\pm 1.1$
136.0	136.0	0.0	$\pm 1.1$
135.0	135.0	0.0	$\pm 1.1$
134.0	134.0	0.0	$\pm 1.1$
133.0	133.0	0.0	$\pm 1.1$
132.0	132.0	0.0	$\pm 1.1$
131.0	131.0	0.0	$\pm 1.1$
129.0	129.0	0.0	$\pm 1.1$
124.0	124.0	0.0	$\pm 1.1$
119.0	119.0	0.0	$\pm 1.1$
114.0	114.0	0.0	$\pm 1.1$
109.0	109.0	0.0	$\pm 1.1$
104.0	104.0	0.0	$\pm 1.1$
99.0	99.0	0.0	$\pm 1.1$
94.0	94.0	0.0	$\pm 1.1$
89.0	89.0	0.0	$\pm 1.1$
84.0	84.0	0.0	$\pm 1.1$
79.0	79.0	0.0	$\pm 1.1$
74.0	74.0	0.0	$\pm 1.1$
69.0	69.0	0.0	$\pm 1.1$
64.0	64.0	0.0	$\pm 1.1$
59.0	59.0	0.0	$\pm 1.1$
54.0	53.9	-0.1	$\pm 1.1$
49.0	49.0	0.0	$\pm 1.1$
44.0	43.9	-0.1	$\pm 1.1$
39.0	38.9	-0.1	$\pm 1.1$
34.0	33.9	-0.1	$\pm 1.1$
30.0	29.9	-0.1	$\pm 1.1$
29.0	28.9	-0.1	$\pm 1.1$
28.0	28.0	0.0	$\pm 1.1$
27.0	27.0	0.0	$\pm 1.1$
26.0	26.0	0.0	$\pm 1.1$
25.0	25.0	0.0	$\pm 1.1$

*T. Petch*



**Cert. No. : ACL24093**  
**Job No. : VC67AC0058**  
**Pages : 7 of 8**

**8. Level linearity including the level range control**

Range	Anticipated Value ( dB )	Measured Value ( dB )	Deviated Value ( dB )	Acceptance Limits ( dB )
Auto	94.0	94.0	0.0	±1.1

**9. Tone burst response**

Time Weighting	Tone burst duration, Tb ( ms )	Cycle	Anticipated Value ( dB )	Measured Value ( dB )	Deviated Value ( dB )	Acceptance Limits ( dB )
Fast	0.25	1	108.0	107.9	-0.1	1.5 ; -5.0
	2	8	117.0	117.0	0.0	1.0 ; -2.5
	200	800	134.0	134.0	0.0	±1.0
Slow	2	8	108.0	108.0	0.0	1.5 ; -5.0
	200	800	127.6	127.6	0.0	±1.0
SEL	0.25	1	99.0	98.9	-0.1	1.5 ; -5.0
	2	8	108.0	108.0	0.0	1.0 ; -2.5
	200	800	128.0	128.0	0.0	±1.0

**10. Peak C sound level**

Number of cycle in test signal	Anticipated Value ( dB )	Measured Value, Lcpeak ( dB )	Deviated Value ( dB )	Acceptance Limits ( dB )
Continuous	133.0	133.0	0.0	±3.0
One	136.4	136.2	-0.2	±3.0

Number of cycle in test signal	Anticipated Value ( dB )	Measured Value ( dB )	Deviated Value ( dB )	Acceptance Limits ( dB )
Continuous	133.0	133.0	0.0	±2.0
Positive half cycle	135.4	135.2	-0.2	±2.0
Negative half cycle	135.4	135.2	-0.2	±2.0

*G. Petchum*

# SITHIPORN ASSOCIATES CO., LTD.

## CALIBRATION LABORATORY

451-451/1 Sirinthorn Road, Bangbumru, Bangplud, Bangkok, 10700 Thailand  
Tel. +66 2433 8331 Email : calibration@sithiporn.com

SITHIPORN  
associates



Cert. No. : ACL24093  
Job No. : VC67AC0058  
Pages : 8 of 8

### 11. Overload indication

Measured value ( dB )		Deviated Value ( dB )	Acceptance Limits ( dB )
Positive one-half cycle	Negative one-half cycle		
89.6	89.8	0.2	±1.5

### 12. High level stability

Frequency Weighting	SLM Display at initial ( dB )	SLM Display at final ( dB )	Deviated Value ( dB )	Acceptance Limits ( dB )
A - weight	137.0	137.0	0.0	±0.3

The reported uncertainty is based on a standard uncertainty multiplied by coverage factor  $k = 2$   
or any value following calculation, providing a level of confidence of approximately 95 %

————— End of Calibration Certificate —————

*T. Peter*



# SITHIPHORN ASSOCIATES CO.,LTD. CALIBRATION LABORATORY

451-451/1 Sirinthorn Rd.,Bangbumru, Bangplud Bangkok 10700 THAILAND.  
Tel.0-2435-8800 Fax.0-2433-1679 e-mail:cal-center@sithiphorn.com http://www.sithiphorn.com



Cert. No. : ACL23249

Pages : 1 of 8

## Calibration Certificate

**Equipment :** SOUND LEVEL METER  
**Manufacturer :** RION  
**Model :** NL-42/ Microphone UC-52 / Preamplifier NH-24  
**Serial No.:** 00734218 / 146937 / 34368  
**ID No.:** RYG\_FS0031

**Condition As Found :** GOOD

**Customer :** ALS LABORATORY GROUP (THAILAND) CO., LTD.  
104 PHATTHANAKAN 40, PHATTHANAKAN ROAD,  
KHWANG PHATTHANAKAN, KHET SUAN LUANG,  
BANGKOK, 10250 THAILAND.

**Location :** -  
**Ambient Temperature :** ( 23.0  $\pm$  3 ) °C  
**Pressure :** ( 101.3  $\pm$  3 ) kPa  
**Relative Humidity :** ( 50.0  $\pm$  20 ) %

**Received Date :** 13 JULY 2023  
**Calibration Date :** 10 AUGUST 2023  
**Date of Issue :** 11 AUGUST 2023

REVIEW BY	<i>Nathakorn P</i>
APPROVED BY	<i>Thanakul Petchurai</i>
NEXT CAL. DATE	10/8/24

**Calibrated by :** Nathakorn Pisutpaisan

**Approved by :**

*Thanakul Petchurai*  
( Thanakul Petchurai )

This certificate is issued in accordance with the requirements of ISO/IEC 17025 standard, may not be reproduced other than in full, except with the prior written approval of the head of Calibration Laboratory.



## Continuation of Calibration Certificate

Cert. No. : ACL23249  
Job No. : VC66AC0085  
Pages : 2 of 8

Calibration Procedure : CP-AC-01

**Calibration Method :**

This equipment was calibrated by based on IEC-61672-3 (2013) Standard for sound level meter (SLM).

The SLM had tests to Acoustical and Electrical signal tests of frequency weighting with Anechoic chamber and Reference Standard Instruments.

For tests results of each items were made by observation of each Instruments display and also with SLM's display.

**Condition of this result of calibration :**

## 1. Reference Standard Instruments :

<u>Instrument</u>	<u>Model</u>	<u>Serial No.</u>	<u>Cert. No.</u>	<u>Due Date</u>
Waveform Generator	33210A	MY48017076	EF-0009-23	07-FEB-24
Waveform Generator	33511B	MY52302742	EF-0010-23	07-FEB-24
Digital Multimeter	33461A	MY53220104	EEL.BP 30/0266	13-FEB-24
Digital Multimeter	33461A	MY53220076	EEL.BP 29/0266	13-FEB-24
Digital Multimeter	34461A	MY60024273	EEL.BP 31/0266	14-FEB-24
Programmable Attenuator	MAT-1070	62100114	EF-0011-23	08-FEB-24
Condenser Microphone	4180	2977900	AA-1001-23	14-FEB-24
Measuring Amplifier	NA-42KAI	34560495	AA-3002-23	14-FEB-24

2. This result of calibration was found accurate as shown on date and place of calibration for this calibrated item only.

3. This certificate is traceable to the international system of unit maintained at :

3.1 National Institute of Metrology (Thailand).

3.2 Thailand Institute of Scientific and Technological Research (TISTR).

Continuation of Calibration Certificate

Cert. No. : ACL23249

Job No. : VC66AC0085

Pages : 3 of 8

**Summary of Measurement Result :**

Parameter	Pass	Fail	Uncertainty (dB)	Maximum-permitted uncertainty of measurement (dB)
1. Absolute sensitivity	✓	-	0.2	N/A
2. Self-generated noise	✓	-	0.2	N/A
3. Acoustical signal tests of frequency weightings				
125 Hz	✓	-	0.3	0.6
1000 Hz	✓	-	0.3	0.6
8000 Hz	✓	-	0.3	0.7
4. Electrical signal tests of frequency weightings				
For 10 Hz to 4 kHz	✓	-	0.3	0.6
For > 4 kHz to 10 kHz	✓	-	0.3	0.7
For > 10 kHz to 20 kHz	-	-	-	1.0
5. Frequency and time weightings at 1 kHz	✓	-	0.2	0.2
6. Long - term stability	✓	-	0.1	0.1
7. Level linearity on the reference level range	✓	-	0.2	0.3
8. Level linearity including the level range control	✓	-	0.2	0.3
9. Tone burst response	✓	-	0.2	0.3
10. Peak C sound level	✓	-	0.2	0.35
11. Overload indication	✓	-	0.2	0.25
12. High level stability	✓	-	0.1	0.1

Note : Pass/Fail evaluation for each parameter,  
will be considered together from the acceptance limit and the Maximum-permitted uncertainty of measurement.



## Continuation of Calibration Certificate

Cert. No. : ACL23249

Job No. : VC66AC0085

Pages : 4 of 8

**Result of calibration :****1. Absolute sensitivity**

Reference Acoustic Signal ( dB )	Measured Value ( dB )	Deviation ( dB )	Acceptance Limit ( dB )
93.9 (93.98)	93.9	0.0	±0.3

**2. Self-generated noise**

## 2.1 Normal test

Measured Value ( dB )
23.3

2.2 The microphone of the sound level meter was replaced by electrical signal input device.

Frequency Weighting	Measured value ( dB )
A - weight	14.8
C - weight	19.7
Flat	25.7

**3. Acoustical signal tests of frequency weightings**

Meter free-field acoustic response at a level of 84 dB

Frequency ( Hz )	Deviation from various frequency weighting response curve (dB)			
	Flat	C-weight	A-weight	Acceptance Limits
125	0.7	0.8	0.8	± 1.5
1000	0.0	0.0	0.0	± 1.0
8000	0.2	0.3	0.3	±5.0

## Continuation of Calibration Certificate

Cert. No. : ACL23249

Job No. : VC66AC0085

Pages : 5 of 8

## 4. Electrical signal tests of frequency weightings

Weighting network response with relative to 1 kHz.

Frequency ( Hz )	Deviation from various frequency weighting response curve (dB)			
	Flat	C-weight	A-weight	Acceptance Limits
63	0.0	-0.1	-0.1	±2.0
125	0.0	0.0	0.0	±1.5
250	0.0	0.0	0.0	±1.5
500	0.0	0.0	0.0	±1.5
1000	0.0	0.0	0.0	±1.0
2000	0.0	0.0	0.0	±2.0
4000	0.0	0.0	0.0	±3.0
8000	0.0	0.1	0.1	±5.0

## 5. Frequency and time weightings at 1 kHz

## 5.1 Frequency weightings at 1 kHz

Frequency Weighting	Anticipated Value ( dB )	Measured Value ( dB )	Deviated Value ( dB )	Acceptance Limits ( dB )
A - weight	94.0	94.0	0.0	± 0.2
C - weight	94.0	94.0	0.0	± 0.2
Flat	94.0	94.0	0.0	± 0.2

## 5.2 Time weighting at 1 kHz

Frequency Weighting	Anticipated Value ( dB )	Measured Value ( dB )	Deviated Value ( dB )	Acceptance Limits ( dB )
Fast	94.0	94.0	0.0	± 0.1
Slow	94.0	94.0	0.0	± 0.1
Leq	94.0	94.0	0.0	± 0.1

## 6. Long - term stability

Frequency Weighting	SLM Display at initial ( dB )	SLM Display at final ( dB )	Deviated Value ( dB )	Acceptance Limits ( dB )
A - weight	94.0	94.0	0.0	± 0.3



## Continuation of Calibration Certificate

Cert. No. : ACL23249

Job No. : VC66AC0085

Pages : 6 of 8

## 7. Level linearity on the reference level range

Anticipated Value ( dB )	Measured Value ( dB )	Deviated Value ( dB )	Acceptance Limits ( dB )
137.0	137.0	0.0	± 1.1
136.0	136.0	0.0	± 1.1
135.0	135.0	0.0	± 1.1
134.0	134.0	0.0	± 1.1
133.0	133.0	0.0	± 1.1
132.0	132.0	0.0	± 1.1
131.0	131.0	0.0	± 1.1
129.0	129.0	0.0	± 1.1
124.0	124.0	0.0	± 1.1
119.0	119.0	0.0	± 1.1
114.0	114.0	0.0	± 1.1
109.0	109.0	0.0	± 1.1
104.0	104.0	0.0	± 1.1
99.0	99.0	0.0	± 1.1
94.0	94.0	0.0	± 1.1
89.0	89.0	0.0	± 1.1
84.0	84.0	0.0	± 1.1
79.0	79.0	0.0	± 1.1
74.0	74.0	0.0	± 1.1
69.0	69.0	0.0	± 1.1
64.0	64.0	0.0	± 1.1
59.0	59.0	0.0	± 1.1
54.0	53.9	-0.1	± 1.1
49.0	49.0	0.0	± 1.1
44.0	44.0	0.0	± 1.1
39.0	38.9	-0.1	± 1.1
34.0	34.0	0.0	± 1.1
30.0	29.9	-0.1	± 1.1
29.0	29.0	0.0	± 1.1
28.0	28.0	0.0	± 1.1
27.0	27.0	0.0	± 1.1
26.0	26.0	0.0	± 1.1
25.0	25.0	0.0	± 1.1

Continuation of Calibration Certificate

**Cert. No. : ACL23249**  
**Job No. : VC66AC0085**  
**Pages : 7 of 8**

**8. Level linearity including the level range control**

Range	Anticipated Value ( dB )	Measured Value ( dB )	Deviated Value ( dB )	Acceptance Limits ( dB )
Auto	94.0	94.0	0.0	±1.1

**9. Tone burst response**

Time Weighting	Tone burst duration, Tb ( ms )	Cycle	Anticipated Value ( dB )	Measured Value ( dB )	Deviated Value ( dB )	Acceptance Limits ( dB )
Fast	0.25	1	108.0	107.9	-0.1	1.5 ; -5.0
	2	8	117.0	117.0	0.0	1.0 ; -2.5
	200	800	134.0	134.0	0.0	±1.0
Slow	2	8	108.0	108.0	0.0	1.5 ; -5.0
	200	800	127.6	127.6	0.0	±1.0
SEL	0.25	1	99.0	98.9	-0.1	1.5 ; -5.0
	2	8	108.0	108.0	0.0	1.0 ; -2.5
	200	800	128.0	128.1	0.1	±1.0

**10. Peak C sound level**

Number of cycle in test signal	Anticipated Value ( dB )	Measured Value, Lcpeak ( dB )	Deviated Value ( dB )	Acceptance Limits ( dB )
Continuous	133.0	133.0	0.0	±3.0
One	136.4	135.3	-1.1	±3.0

Number of cycle in test signal	Anticipated Value ( dB )	Measured Value ( dB )	Deviated Value ( dB )	Acceptance Limits ( dB )
Continuous	133.0	133.0	0.0	±2.0
Positive half cycle	135.4	135.2	-0.2	±2.0
Negative half cycle	135.4	135.2	-0.2	±2.0



## Continuation of Calibration Certificate

Cert. No. : ACL23249

Job No. : VC66AC0085

Pages : 8 of 8

## 11. Overload indication

Measured value ( dB )		Deviated Value ( dB )	Acceptance Limits ( dB )
Positive one-half cycle	Negative one-half cycle		
89.6	89.5	-0.1	±1.5

## 12. High level stability

Frequency Weighting	SLM Display at initial ( dB )	SLM Display at final ( dB )	Deviated Value ( dB )	Acceptance Limits ( dB )
A - weight	137.0	137.0	0.0	±0.3

The reported uncertainty is based on a standard uncertainty multiplied by coverage factor  $k = 2$  or any value following calculation, providing a level of confidence of approximately 95 %

End of Calibration Certificate

Cert. No. : ACL24027

Pages : 1 of 8

## Calibration Certificate

**Equipment :** SOUND LEVEL METER  
**Manufacturer :** RION  
**Model :** NL-42 / Microphone UC-52 / Preamplifier NH-24  
**Serial No.:** 00472126 / 158778 / 88180  
**ID No.:** RYG\_FS0301

**Condition As Found :** GOOD

**Customer :** ALS LABORATORY GROUP (THAILAND) CO., LTD.  
104 PHATTHANAKAN 40, PHATTHANAKAN ROAD,  
KHWANG PHATTHANAKAN, KHET SUAN LUANG,  
BANGKOK, 10250 THAILAND.

**Location :** -  
**Ambient Temperature :** ( 23.0  $\pm$  3 ) °C  
**Pressure :** ( 101.3  $\pm$  3 ) kPa  
**Relative Humidity :** ( 50.0  $\pm$  20 ) %

**Received Date :** 19 DECEMBER 2023  
**Calibration Date :** 12 JANUARY 2024  
**Date of Issue :** 16 JANUARY 2024



**Calibrated by :** Nathakorn Pisutpaisan

**Approved by :** T. Petchurai  
( Thanakul Petchurai )

This certificate is issued in accordance with the requirements of ISO/IEC 17025 standard, may not be reproduced other than in full, except with the prior written approval of the head of Calibration Laboratory.



# SITHIPORN ASSOCIATES CO., LTD.

## CALIBRATION LABORATORY

451-451/1 Sirinthorn Road, Bangbunru, Bangplud, Bangkok, 10700 Thailand  
Tel. +66 2433 8331 Email : calibration@sithiporn.com

SITHIPORN  
associates



Cert. No. : ACL24027

Job No. : VC67AC0044

Pages : 2 of 8

Calibration Procedure : CP-AC-01

### Calibration Method :

This equipment was calibrated by follow on IEC-61672-3 (2013) Standard for sound level meter (SLM).  
The SLM had tests to Acoustical and Electrical signal tests of frequency weighting with Anechoic chamber and Reference Standard Instruments.  
For tests results of each items were made by observation of each Instruments display and also with SLM's display.

### Condition of this result of calibration :

#### 1. Reference Standard Instruments :

<u>Instrument</u>	<u>Model</u>	<u>Serial No.</u>	<u>Cert. No.</u>	<u>Due Date</u>
Waveform Generator	33210A	MY48017076	EF-0009-23	07-FEB-24
Waveform Generator	33511B	MY52302742	EF-0010-23	07-FEB-24
Digital Multimeter	33461A	MY53220104	EEL.BP 30/0266	13-FEB-24
Digital Multimeter	33461A	MY53220076	EEL.BP 29/0266	13-FEB-24
Digital Multimeter	34461A	MY60024273	EEL.BP 31/0266	14-FEB-24
Programmable Attenuator	MAT-1070	62100114	EF-0011-23	08-FEB-24
Condenser Microphone	4180	2977900	AA-1001-23	14-FEB-24
Measuring Amplifier	NA-42KAI	34560495	AA-3002-23	14-FEB-24

2. This result of calibration was found accurate as shown on date and place of calibration for this calibrated item only.

3. This certificate is traceable to the international system of unit maintained at :

3.1 National Institute of Metrology (Thailand).

3.2 Thailand Institute of Scientific and Technological Research (TISTR).

*G. Petcha.*

# SITHIPORN ASSOCIATES CO., LTD. CALIBRATION LABORATORY

451-451/1 Sirinthorn Road, Bangbunru, Bangplud, Bangkok, 10700 Thailand  
Tel. +66 2433 8331 Email : calibration@sithiporn.com

SITHIPORN  
associates



Cert. No. : ACL24027  
Job No. : VC67AC0044  
Pages : 3 of 8

## Summary of Measurement Result :

Parameter	Uncertainty (dB)	Maximum-permitted uncertainty of measurement (dB)
1. Absolute sensitivity	0.2	N/A
2. Self-generated noise	0.2	N/A
3. Acoustical signal tests of frequency weightings		
125 Hz	0.3	0.6
1000 Hz	0.3	0.6
8000 Hz	0.3	0.7
4. Electrical signal tests of frequency weightings		
For 10 Hz to 4 kHz	0.3	0.6
For > 4 kHz to 10 kHz	0.3	0.7
For > 10 kHz to 20 kHz	-	1.0
5. Frequency and time weightings at 1 kHz	0.2	0.2
6. Long - term stability	0.1	0.1
7. Level linearity on the reference level range	0.2	0.3
8. Level linearity including the level range control	0.2	0.3
9. Tone burst response	0.2	0.3
10. Peak C sound level	0.2	0.35
11. Overload indication	0.2	0.25
12. High level stability	0.1	0.1

*T. Retun*



# SITHIPORN ASSOCIATES CO., LTD. CALIBRATION LABORATORY

451-451/1 Sirinthorn Road, Bangbumru, Bangplud, Bangkok, 10700 Thailand  
Tel. +66 2433 8331 Email : calibration@sithiporn.com

SITHIPORN  
associates



Cert. No. : ACL24027

Job No. : VC67AC0044

Pages : 4 of 8

## Result of calibration :

### 1. Absolute sensitivity

Reference Acoustic Signal ( dB )	Measured Value ( dB )	Deviation ( dB )	Acceptance Limit ( dB )
93.9 (93.98)	93.9	0.0	±0.3

### 2. Self-generated noise

#### 2.1 Normal test

Measured Value ( dB )
18.8

2.2 The microphone of the sound level meter was replaced by electrical signal input device.

Frequency Weighting	Measured value ( dB )
A - weight	12.0
C - weight	18.4
Flat	24.2

### 3. Acoustical signal tests of frequency weightings

Meter free-field acoustic response at a level of 84 dB

Frequency ( Hz )	Deviation from various frequency weighting response curve (dB)			
	Flat	C-weight	A-weight	Acceptance Limits
125	0.7	0.8	0.9	± 1.5
1000	-0.2	-0.2	-0.2	± 1.0
8000	-2.5	-2.5	-2.5	±5.0

*G. Petch.*

**Cert. No. : ACL24027**

**Job No. : VC67AC0044**

**Pages : 5 of 8**

#### 4. Electrical signal tests of frequency weightings

Weighting network response with relative to 1 kHz.

Frequency ( Hz )	Deviation from various frequency weighting response curve (dB)			
	Flat	C-weight	A-weight	Acceptance Limits
63	-0.1	0.0	-0.1	±2.0
125	0.0	0.0	0.0	±1.5
250	0.0	0.0	0.0	±1.5
500	0.0	0.0	0.0	±1.5
1000	0.0	0.0	0.0	±1.0
2000	0.0	0.0	0.0	±2.0
4000	0.0	0.0	0.0	±3.0
8000	0.0	0.1	0.1	±5.0

#### 5. Frequency and time weightings at 1 kHz

##### 5.1 Frequency weightings at 1 kHz

Frequency Weighting	Anticipated Value ( dB )	Measured Value ( dB )	Deviated Value ( dB )	Acceptance Limits ( dB )
A - weight	94.0	94.0	0.0	± 0.2
C - weight	94.0	94.0	0.0	± 0.2
Flat	94.0	94.0	0.0	± 0.2

##### 5.2 Time weighting at 1 kHz

Frequency Weighting	Anticipated Value ( dB )	Measured Value ( dB )	Deviated Value ( dB )	Acceptance Limits ( dB )
Fast	94.0	94.0	0.0	± 0.1
Slow	94.0	94.0	0.0	± 0.1
Leq	94.0	94.0	0.0	± 0.1

#### 6. Long - term stability

Frequency Weighting	SLM Display at initial ( dB )	SLM Display at final ( dB )	Deviated Value ( dB )	Acceptance Limits ( dB )
A - weight	94.0	94.0	0.0	± 0.3

*G. Peter*



# SITHIPORN ASSOCIATES CO., LTD.

## CALIBRATION LABORATORY

451-451/1 Sirinthorn Road, Bangbumru, Bangplud, Bangkok, 10700 Thailand  
Tel. +66 2433 8331 Email : calibration@sithiporn.com

SITHIPORN  
associates



Cert. No. : ACL24027

Job No. : VC67AC0044

Pages : 6 of 8

### 7. Level linearity on the reference level range

Anticipated Value ( dB )	Measured Value ( dB )	Deviated Value ( dB )	Acceptance Limits ( dB )
137.0	137.0	0.0	$\pm 1.1$
136.0	136.0	0.0	$\pm 1.1$
135.0	135.0	0.0	$\pm 1.1$
134.0	134.0	0.0	$\pm 1.1$
133.0	133.0	0.0	$\pm 1.1$
132.0	132.0	0.0	$\pm 1.1$
131.0	131.0	0.0	$\pm 1.1$
129.0	129.0	0.0	$\pm 1.1$
124.0	124.0	0.0	$\pm 1.1$
119.0	119.0	0.0	$\pm 1.1$
114.0	114.0	0.0	$\pm 1.1$
109.0	109.0	0.0	$\pm 1.1$
104.0	104.0	0.0	$\pm 1.1$
99.0	99.0	0.0	$\pm 1.1$
94.0	94.0	0.0	$\pm 1.1$
89.0	89.1	0.1	$\pm 1.1$
84.0	84.1	0.1	$\pm 1.1$
79.0	79.1	0.1	$\pm 1.1$
74.0	74.1	0.1	$\pm 1.1$
69.0	69.1	0.1	$\pm 1.1$
64.0	64.0	0.0	$\pm 1.1$
59.0	59.1	0.1	$\pm 1.1$
54.0	54.0	0.0	$\pm 1.1$
49.0	49.0	0.0	$\pm 1.1$
44.0	44.0	0.0	$\pm 1.1$
39.0	39.0	0.0	$\pm 1.1$
34.0	34.0	0.0	$\pm 1.1$
30.0	30.0	0.0	$\pm 1.1$
29.0	29.1	0.1	$\pm 1.1$
28.0	28.1	0.1	$\pm 1.1$
27.0	27.1	0.1	$\pm 1.1$
26.0	26.1	0.1	$\pm 1.1$
25.0	25.1	0.1	$\pm 1.1$

*G. Retan*

# SITHIPORN ASSOCIATES CO., LTD.

## CALIBRATION LABORATORY

451-451/1 Sirinthorn Road, Bangbunru, Bangplud, Bangkok, 10700 Thailand  
Tel. +66 2433 8331 Email : calibration@sithiporn.com

SITHIPORN  
associates



Cert. No. : ACL24027  
Job No. : VC67AC0044  
Pages : 7 of 8

### 8. Level linearity including the level range control

Range	Anticipated Value ( dB )	Measured Value ( dB )	Deviated Value ( dB )	Acceptance Limits ( dB )
Auto	94.0	94.0	0.0	±1.1

### 9. Tone burst response

Time Weighting	Tone burst duration, Tb ( ms )	Cycle	Anticipated Value ( dB )	Measured Value ( dB )	Deviated Value ( dB )	Acceptance Limits ( dB )
Fast	0.25	1	108.0	107.9	-0.1	1.5 ; -5.0
	2	8	117.0	117.0	0.0	1.0 ; -2.5
	200	800	134.0	134.0	0.0	±1.0
Slow	2	8	108.0	108.0	0.0	1.5 ; -5.0
	200	800	127.6	127.6	0.0	±1.0
SEL	0.25	1	99.0	98.9	-0.1	1.5 ; -5.0
	2	8	108.0	108.0	0.0	1.0 ; -2.5
	200	800	128.0	128.0	0.0	±1.0

### 10. Peak C sound level

Number of cycle in test signal	Anticipated Value ( dB )	Measured Value, Lcpeak ( dB )	Deviated Value ( dB )	Acceptance Limits ( dB )
Continuous	133.0	133.0	0.0	±3.0
One	136.4	135.3	-1.1	±3.0

Number of cycle in test signal	Anticipated Value ( dB )	Measured Value ( dB )	Deviated Value ( dB )	Acceptance Limits ( dB )
Continuous	133.0	133.0	0.0	±2.0
Positive half cycle	135.4	135.2	-0.2	±2.0
Negative half cycle	135.4	135.2	-0.2	±2.0

*T. Retan.*



# SITHIPHORN ASSOCIATES CO., LTD. CALIBRATION LABORATORY

451-451/1 Sirinthorn Road, Bangbumru, Bangplud, Bangkok, 10700 Thailand  
Tel. +66 2433 8331 Email : calibration@sithiphorn.com

SITHIPHORN  
associates



Cert. No. : ACL24027  
Job No. : VC67AC0044  
Pages : 8 of 8

## 11. Overload indication

Measured value ( dB )		Deviated Value ( dB )	Acceptance Limits ( dB )
Positive one-half cycle	Negative one-half cycle		
89.7	89.6	-0.1	±1.5

## 12. High level stability

Frequency Weighting	SLM Display at initial ( dB )	SLM Display at final ( dB )	Deviated Value ( dB )	Acceptance Limits ( dB )
A - weight	137.0	137.0	0.0	±0.3

The reported uncertainty is based on a standard uncertainty multiplied by coverage factor  $k = 2$   
or any value following calculation, providing a level of confidence of approximately 95 %

End of Calibration Certificate

*Signature*

# SITHIPHORN ASSOCIATES CO.,LTD.

## CALIBRATION LABORATORY

451-451/1 Sirinthorn Rd.,Bangbumru, Bangplud Bangkok 10700 THAILAND.  
Tel.0-2435-8800 Fax.0-2433-1679 e-mail:cal-center@sithiphorn.com http://www.sithiphorn.com




Cert. No. : ACC23029

Pages : 1 of 3

### Calibration Certificate

**Equipment :** SOUND CALIBRATOR  
**Manufacturer :** RION  
**Model :** NC-74  
**Serial No.:** 34178123  
**ID No.:** RYG\_FS0215



**Condition As Found :** GOOD

**Customer :** ALS LABORATORY GROUP (THAILAND) CO., LTD.  
104 PHATTHANAKAN 40, PHATTHANAKAN ROAD,  
KHWAENG PHATTHANAKAN, KHET SUAN LUANG,  
BANGKOK, 10250 THAILAND.

**Location :** -  
**Ambient Temperature :** ( 23.0  $\pm$  3 ) °C  
**Pressure :** ( 101.3  $\pm$  3 ) kPa  
**Relative Humidity :** ( 50.0  $\pm$  20 ) %

**Received Date :** 07 SEPTEMBER 2023  
**Calibration Date :** 20 SEPTEMBER 2023  
**Date of Issue :** 20 SEPTEMBER 2023

**Calibrated by :** Nathakorn Pisutpaisan

**Approved by :**

( Thanakul Petchurai )

This certificate is issued in accordance with the requirements of ISO/IEC 17025 standard, may not be reproduced other than in full, except with the prior written approval of the head of Calibration Laboratory.



## Continuation of Calibration Certificate

Cert. No. : ACC23029

Job No. : VC66AC0100

Pages : 2 of 3

Calibration Procedure : CP-AC-03

**Calibration Method :**

This equipment was calibrated by based on IEC-60942-2003 Standard.

The sound pressure level, frequency and total distortion of the sound calibrator was measured using the reference microphone.

**Condition of this result of calibration :**

## 1. Reference Standard Instruments :

<u>Instrument</u>	<u>Model</u>	<u>Serial No.</u>	<u>Cert. No.</u>	<u>Due Date</u>
Waveform Generator	33511B	MY52302742	EF-0010-23	07-FEB-24
Digital Multimeter	33461A	MY53220104	EEL.BP 30/0266	13-FEB-24
Digital Multimeter	33461A	MY53220076	EEL.BP 30/0267	13-FEB-24
Digital Multimeter	33461A	MY60024273	EEL.BP 31/0266	14-FEB-24
Programmable Attenuator	MAT-1070	62100114	EF-0011-23	08-FEB-24
Condenser Microphone	4180	2977900	AA-1001-23	14-FEB-24
Measuring Amplifier	NA-42KAI	34560495	AA-3002-23	14-FEB-24
Audio Analyzer	AVR-3360A	V744B6069	EF-0012-23	10-FEB-24

2. This result of calibration was found accurate as shown on date and place of calibration for this calibrated item only.

3. This certificate is traceable to the international system of unit maintained at :

3.1 National Institute of Metrology (Thailand).

3.2 Thailand Institute of Scientific and Technological Research (TISTR).



## Continuation of Calibration Certificate

Cert. No. : ACC23029

Job No. : VC66AC0100

Pages : 3 of 3

**Result of calibration :****1. Sound pressure level**

Specified sound pressure level (dB)	Measured value (dB)	Deviated value (dB)	Uncertainty (dB)	Acceptance limit (dB)
94	94.1	0.10	0.14	0.40

**2. Frequency**

Specified Frequency (Hz)	Measured value (Hz)	Deviated value (%)	Uncertainty (%)	Acceptance limit (%)
1000	1001.5	0.1	0.1	1.0

**3. Total distortion**

Measured value (%)	Uncertainty (%)	Acceptance limit (%)
1.70	0.10	3.0

The reported uncertainty is based on a standard uncertainty multiplied by coverage factor  $k = 2$   
or any value following calculation, providing a level of confidence of approximately 95 %

End of Calibration Certificate

# SITHIPHORN ASSOCIATES CO.,LTD. CALIBRATION LABORATORY



451-451/1 Sirinthorn Rd., Bangbunru, Bangplud Bangkok 10700 THAILAND.  
Tel.0-2435-8800 Fax.0-2433-1679 e-mail:cal-center@sithiphorn.com http://www.sithiphorn.com

NSC-TISI-TIS 17025  
CALIBRATION 0394

Cert. No. : ACL23247

Pages : 1 of 8

## Calibration Certificate

**Equipment :** SOUND LEVEL METER  
**Manufacturer :** RION  
**Model :** NL-42/ Microphone UC-52 / Preamplifier NH-24  
**Serial No.:** 00472127 / 169440 / 72461  
**ID No.:** RYG\_FS0302

**Condition As Found :** GOOD

**Customer :** ALS LABORATORY GROUP (THAILAND) CO., LTD.  
104 PHATTHANAKAN 40, PHATTHANAKAN ROAD,  
KHWAENG PHATTHANAKAN, KHET SUAN LUANG,  
BANGKOK, 10250 THAILAND.

**Location :** -  
**Ambient Temperature :** ( 23.0  $\pm$  3 ) °C  
**Pressure :** ( 101.3  $\pm$  3 ) kPa  
**Relative Humidity :** ( 50.0  $\pm$  20 ) %

**Received Date :** 13 JULY 2023  
**Calibration Date :** 10 AUGUST 2023  
**Date of Issue :** 11 AUGUST 2023

REVIEW BY	<i>Natthakorn P.</i>
APPROVED BY	<i>[Signature]</i>
NEXT CAL. DATE	10/8/24

**Calibrated by :** Nathakorn Pisutpaisan

**Approved by :**

*[Signature]*  
( Thanakul Petchurai )

This certificate is issued in accordance with the requirements of ISO/IEC 17025 standard, may not be reproduced other than in full, except with the prior written approval of the head of Calibration Laboratory.



## Continuation of Calibration Certificate

Cert. No. : ACL23247

Job No. : VC66AC0085

Pages : 2 of 8

Calibration Procedure : CP-AC-01

**Calibration Method :**

This equipment was calibrated by based on IEC-61672-3 (2013) Standard for sound level meter (SLM).

The SLM had tests to Acoustical and Electrical signal tests of frequency weighting with Anechoic chamber and Reference Standard Instruments.

For tests results of each items were made by observation of each Instruments display and also with SLM's display.

**Condition of this result of calibration :**

## 1. Reference Standard Instruments :

<u>Instrument</u>	<u>Model</u>	<u>Serial No.</u>	<u>Cert. No.</u>	<u>Due Date</u>
Waveform Generator	33210A	MY48017076	EF-0009-23	07-FEB-24
Waveform Generator	33511B	MY52302742	EF-0010-23	07-FEB-24
Digital Multimeter	33461A	MY53220104	EEL.BP 30/0266	13-FEB-24
Digital Multimeter	33461A	MY53220076	EEL.BP 29/0266	13-FEB-24
Digital Multimeter	34461A	MY60024273	EEL.BP 31/0266	14-FEB-24
Programmable Attenuator	MAT-1070	62100114	EF-0011-23	08-FEB-24
Condenser Microphone	4180	2977900	AA-1001-23	14-FEB-24
Measuring Amplifier	NA-42KAI	34560495	AA-3002-23	14-FEB-24

2. This result of calibration was found accurate as shown on date and place of calibration for this calibrated item only.

3. This certificate is traceable to the international system of unit maintained at :

3.1 National Institute of Metrology (Thailand).

3.2 Thailand Institute of Scientific and Technological Research (TISTR).

## Continuation of Calibration Certificate

Cert. No. : ACL23247  
 Job No. : VC66AC0085  
 Pages : 3 of 8

**Summary of Measurement Result :**

Parameter	Pass	Fail	Uncertainty (dB)	Maximum-permitted uncertainty of measurement (dB)
1. Absolute sensitivity	✓	-	0.2	N/A
2. Self-generated noise	✓	-	0.2	N/A
3. Acoustical signal tests of frequency weightings				
125 Hz	✓	-	0.3	0.6
1000 Hz	✓	-	0.3	0.6
8000 Hz	✓	-	0.3	0.7
4. Electrical signal tests of frequency weightings				
For 10 Hz to 4 kHz	✓	-	0.3	0.6
For > 4 kHz to 10 kHz	✓	-	0.3	0.7
For > 10 kHz to 20 kHz	-	-	-	1.0
5. Frequency and time weightings at 1 kHz	✓	-	0.2	0.2
6. Long - term stability	✓	-	0.1	0.1
7. Level linearity on the reference level range	✓	-	0.2	0.3
8. Level linearity including the level range control	✓	-	0.2	0.3
9. Tone burst response	✓	-	0.2	0.3
10. Peak C sound level	✓	-	0.2	0.35
11. Overload indication	✓	-	0.2	0.25
12. High level stability	✓	-	0.1	0.1

Note : Pass/Fail evaluation for each parameter,  
 will be considered together from the acceptance limit and the Maximum-permitted uncertainty of measurement.



## Continuation of Calibration Certificate

Cert. No. : ACL23247

Job No. : VC66AC0085

Pages : 4 of 8

**Result of calibration :****1. Absolute sensitivity**

Reference Acoustic Signal ( dB )	Measured Value ( dB )	Deviation ( dB )	Acceptance Limit ( dB )
93.9 (93.98)	93.9	0.0	±0.3

**2. Self-generated noise**

## 2.1 Normal test

Measured Value ( dB )
18.0

2.2 The microphone of the sound level meter was replaced by electrical signal input device.

Frequency Weighting	Measured value ( dB )
A - weight	13.8
C - weight	20.3
Flat	25.9

**3. Acoustical signal tests of frequency weightings**

Meter free-field acoustic response at a level of 84 dB

Frequency ( Hz )	Deviation from various frequency weighting response curve (dB)			Acceptance Limits
	Flat	C-weight	A-weight	
125	0.1	0.1	0.1	± 1.5
1000	-0.1	-0.1	0.0	± 1.0
8000	-0.4	-0.3	-0.3	±5.0



## Continuation of Calibration Certificate

Cert. No. : ACL23247

Job No. : VC66AC0085

Pages : 5 of 8

## 4. Electrical signal tests of frequency weightings

Weighting network response with relative to 1 kHz.

Frequency ( Hz )	Deviation from various frequency weighting response curve (dB)			
	Flat	C-weight	A-weight	Acceptance Limits
63	0.0	0.0	-0.1	±2.0
125	0.0	0.0	0.0	±1.5
250	0.0	0.0	0.0	±1.5
500	0.0	0.0	0.0	±1.5
1000	0.0	0.0	0.0	±1.0
2000	0.0	0.0	0.0	±2.0
4000	0.0	0.0	0.0	±3.0
8000	0.0	0.1	0.1	±5.0

## 5. Frequency and time weightings at 1 kHz

## 5.1 Frequency weightings at 1 kHz

Frequency Weighting	Anticipated Value ( dB )	Measured Value ( dB )	Deviated Value ( dB )	Acceptance Limits ( dB )
A - weight	94.0	94.0	0.0	± 0.2
C - weight	94.0	94.0	0.0	± 0.2
Flat	94.0	94.0	0.0	± 0.2

## 5.2 Time weighting at 1 kHz

Frequency Weighting	Anticipated Value ( dB )	Measured Value ( dB )	Deviated Value ( dB )	Acceptance Limits ( dB )
Fast	94.0	94.0	0.0	± 0.1
Slow	94.0	94.0	0.0	± 0.1
Leq	94.0	94.0	0.0	± 0.1

## 6. Long - term stability

Frequency Weighting	SLM Display at initial ( dB )	SLM Display at final ( dB )	Deviated Value ( dB )	Acceptance Limits ( dB )
A - weight	94.0	94.0	0.0	± 0.3

## Continuation of Calibration Certificate

Cert. No. : ACL23247

Job No. : VC66AC0085

Pages : 6 of 8

## 7. Level linearity on the reference level range

Anticipated Value ( dB )	Measured Value ( dB )	Deviated Value ( dB )	Acceptance Limits ( dB )
137.0	137.0	0.0	$\pm 1.1$
136.0	136.0	0.0	$\pm 1.1$
135.0	135.0	0.0	$\pm 1.1$
134.0	134.0	0.0	$\pm 1.1$
133.0	133.0	0.0	$\pm 1.1$
132.0	132.0	0.0	$\pm 1.1$
131.0	131.0	0.0	$\pm 1.1$
129.0	129.0	0.0	$\pm 1.1$
124.0	124.0	0.0	$\pm 1.1$
119.0	119.0	0.0	$\pm 1.1$
114.0	114.0	0.0	$\pm 1.1$
109.0	109.0	0.0	$\pm 1.1$
104.0	104.0	0.0	$\pm 1.1$
99.0	99.0	0.0	$\pm 1.1$
94.0	94.0	0.0	$\pm 1.1$
89.0	89.0	0.0	$\pm 1.1$
84.0	84.1	0.1	$\pm 1.1$
79.0	79.0	0.0	$\pm 1.1$
74.0	74.1	0.1	$\pm 1.1$
69.0	69.0	0.0	$\pm 1.1$
64.0	64.0	0.0	$\pm 1.1$
59.0	59.0	0.0	$\pm 1.1$
54.0	54.0	0.0	$\pm 1.1$
49.0	49.0	0.0	$\pm 1.1$
44.0	44.0	0.0	$\pm 1.1$
39.0	39.0	0.0	$\pm 1.1$
34.0	34.0	0.0	$\pm 1.1$
30.0	30.0	0.0	$\pm 1.1$
29.0	29.0	0.0	$\pm 1.1$
28.0	28.1	0.1	$\pm 1.1$
27.0	27.1	0.1	$\pm 1.1$
26.0	26.2	0.2	$\pm 1.1$
25.0	25.1	0.1	$\pm 1.1$



## Continuation of Calibration Certificate

Cert. No. : ACL23247

Job No. : VC66AC0085

Pages : 7 of 8

**8. Level linearity including the level range control**

Range	Anticipated Value ( dB )	Measured Value ( dB )	Deviated Value ( dB )	Acceptance Limits ( dB )
Auto	94.0	94.0	0.0	±1.1

**9. Tone burst response**

Time Weighting	Tone burst duration, Tb ( ms )	Cycle	Anticipated Value ( dB )	Measured Value ( dB )	Deviated Value ( dB )	Acceptance Limits ( dB )
Fast	0.25	1	108.0	107.9	-0.1	1.5 ; -5.0
	2	8	117.0	117.0	0.0	1.0 ; -2.5
	200	800	134.0	134.0	0.0	±1.0
Slow	2	8	108.0	108.0	0.0	1.5 ; -5.0
	200	800	127.6	127.6	0.0	±1.0
SEL	0.25	1	99.0	98.9	-0.1	1.5 ; -5.0
	2	8	108.0	108.0	0.0	1.0 ; -2.5
	200	800	128.0	128.0	0.0	±1.0

**10. Peak C sound level**

Number of cycle in test signal	Anticipated Value ( dB )	Measured Value, Lcpeak ( dB )	Deviated Value ( dB )	Acceptance Limits ( dB )
Continuous	133.0	133.0	0.0	±3.0
One	136.4	136.3	-0.1	±3.0

Number of cycle in test signal	Anticipated Value ( dB )	Measured Value ( dB )	Deviated Value ( dB )	Acceptance Limits ( dB )
Continuous	133.0	133.0	0.0	±2.0
Positive half cycle	135.4	135.2	-0.2	±2.0
Negative half cycle	135.4	135.2	-0.2	±2.0

Continuation of Calibration Certificate

Cert. No. : ACL23247  
Job No. : VC66AC0085  
Pages : 8 of 8

**11. Overload indication**

Measured value ( dB )		Deviated Value ( dB )	Acceptance Limits ( dB )
Positive one-half cycle	Negative one-half cycle		
89.6	89.7	0.1	±1.5

**12. High level stability**

Frequency Weighting	SLM Display at initial ( dB )	SLM Display at final ( dB )	Deviated Value ( dB )	Acceptance Limits ( dB )
A - weight	137.0	137.0	0.0	±0.3

The reported uncertainty is based on a standard uncertainty multiplied by coverage factor  $k = 2$   
or any value following calculation, providing a level of confidence of approximately 95 %

**End of Calibration Certificate**



# CERTIFICATE OF CALIBRATION

ISSUED BY **Cirrus Research**

DATE OF ISSUE **18 August 2023**

CERTIFICATE NUMBER **197597**

REVIEW BY

*Harakom P*

APPROVED BY

*At to*

NEXT CAL. DATE

*18/8/24*



**Cirrus Research  
Acoustic House  
Bridlington Road  
Hunmanby  
North Yorkshire  
YO14 0PH  
United Kingdom**

Page 1 of 2

Approved signatory

R.Thomas

Electronically signed:

*R. Thomas*

## doseBadge Reader : IEC 60942:2003

### Instrument information

**Manufacturer:** Cirrus Research plc

**Notes:**

**Model:** RC:110A

**Serial number:** 76062

**Class:** 2

### Test summary

**Date of calibration:** 18 August 2023

The doseBadge reader detailed above has been calibrated to the published data as described in the operating manual and in the half-inch configuration. The procedures and techniques used are as described in IEC60942\_2003 Annex B – Periodic Tests and three determinations of the sound pressure level, frequency and total distortion were made.

The sound pressure level was measured using a WS2F condenser microphone type MK:224 manufactured by Cirrus Research plc.

The results have been corrected to the reference pressure of 101.33 kPa using the manufacturer's data.

The doseBadge Reader has been shown to conform to the Class 2 requirements for periodic testing, described in Annex B of IEC 60942:2003 for the sound pressure level(s) and frequency(ies) stated, for the environmental conditions under which the tests were performed.

However, as public evidence was not available, from a testing organisation responsible for pattern approval, to demonstrate that the model of doseBadge Reader conformed to the requirements for pattern evaluation described in Annex A of IEC 60942:2003, no general statement or conclusion can be made about conformance of the doseBadge Reader to the requirements of IEC 60942:2003.

**Notes:**





TECHNOLOGY PROMOTION ASSOCIATION (THAILAND-JAPAN)  
CORPORATE SERVICES 3: EQUIPMENT CALIBRATION AND TESTING SERVICES  
534/4 PATTANAKARN ROAD SOI 18, SUANLUANG, SUANLUANG, BANGKOK 10250  
TEL. 0-2717-3000-24 FAX. 0-2719-9484



## Certificate of Calibration

Certificate No. : 23E3924

Page : 1 of 2

Equipment : pH Meter  
Manufacturer: Mettler Toledo  
Model : SevenExcellence  
Serial No.: B834291445  
ID No.: RYG\_EN0152  
Condition As-Received: Used Item  
Received Date: 08 December 2023  
Calibration Date: 14 December 2023

This certificate may not be reproduced other than in full,  
except with the prior written approval of the head of  
Corporate Services 3: Equipment Calibration and Testing Services.

Reference: 2312-0151DSC  
Ambient Temperature: ( 23  $\pm$  2 ) °C  
Relative Humidity: ( 50  $\pm$  10 ) %

Submitted by: ALS Laboratory Group (Thailand) Co.,Ltd. Rayong Branch  
616/10 Moo 5, T.Maenam Khu, A.Pluakdaeng,  
Rayong 21140, Thailand

Procedure used: Calibration were conducted using calibration procedure No. CP-E17 according to EURAMET cg-15.

### Condition of this result of calibration

1.Reference standards instruments :

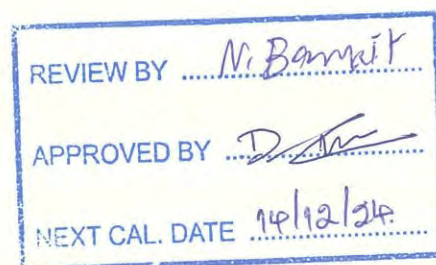
<u>Instrument</u>	<u>Model</u>	<u>Serial No.</u>	<u>Certificate No.</u>	<u>Due Date</u>
1) Multi-Product Calibrator	5502A	2435802	EE-0041-23	26 Apr 2024

2.This result of calibration was made on requested at the point specified by customer.

3.The certificate is valid only to the item calibrated on date and place of calibration.

4.This Certification is traceable to the International System of Unit maintained through:-

-National Institute of Metrology Thailand (NIMT)



Calibrated by : Napachanok Prasomsoosiri  
Issue Date : 15 December 2023

Approved Signatory :

- [ ] Phalinee Prabpaipal  
[x] Nuntawat Khamchai  
[ ] Pongsagorn Boonyaporn

B 0331106



Cert. No.: 23E3924

Page.: 2 of 2

**Result of calibration :-** (\*) Without adjustment ( ) After adjustment

**Function:** DC voltage measurement

**Range:**

2000

mV

<u>Standard Value</u>	<u>UUC* Reading</u>	<u>Error</u>	<u>Uncertainty</u>
( mV )	( mV )	( mV )	( $\pm \mu V$ )
-200.0000	-199.9	0.1	68
-150.0000	-150.0	0.0	65
-100.0000	-100.0	0.0	63
-50.0000	-50.0	0.0	61
0.0000	0.0	0.0	58
50.0000	50.0	0.0	61
100.0000	100.0	0.0	63
150.0000	150.0	0.0	65
200.0000	199.9	-0.1	68

The reported uncertainty of measurement was based on a standard uncertainty multiplied by a coverage factor  $k=2$ , providing a level of confidence of approximately 95 %

**UUC\*= Unit Under Calibration.**

-o0o-





TECHNOLOGY PROMOTION ASSOCIATION (THAILAND-JAPAN)  
CORPORATE SERVICES 3: EQUIPMENT CALIBRATION AND TESTING SERVICES  
534/4 PATTANAKARN ROAD SOI 18, SUANLUANG, SUANLUANG BANGKOK 10250  
TEL. 0-2717-3000-29 FAX. 0-2719-9484



Cert.No.: 23CH1574

Page.: 1 of 3

## Certificate of Calibration

Equipment :	pH Meter
Manufacturer :	Mettler Toledo
Model :	SevenExcellence
Serial No. :	B834291445
ID No. :	RYG_EN0152
Condition As-Received:	Used Item
Received Date :	08 December 2023
Calibration Date :	15 December 2023
Reference :	2312-0151DSC-3
Submitted by :	ALS Laboratory Group (Thailand) Co.,Ltd. Rayong Branch 616/10 Moo 5, T.Maenam Khu, A.Pluakdaeng, Rayong 21140, Thailand
Ambient Temperature :	(25 ± 2.5) °C
Relative Humidity :	(50 ± 15) %
Calibration Procedure :	In - house method : - CP-CH5 by direct measurement with standard voltage calibrator and direct measurement with certified reference material (CRM) - CP-CH8 by comparison with standard thermometer

Calibrated by : Warakorn Lerngagtrakul

Approved by :

Approved Signatory

- ( ) Saithip Meangmai  
( ) Warakorn Lerngagtrakul  
(✓) Ponpan Paipim

Issue Date : 19 December 2023

The Uncertainties are for a confidence probability of approximately 95%

This certificate may not be reproduced other than in full, except with the prior written  
Approval of the head of Corporate Services 3 : Equipment Calibration and Testing Services.

A 0061696



Cert.No.: 23CH1574

Page.: 2 of 3

**Condition of this calibration result**

1. Reference Standard Instrument : -

<u>Instrument</u>	<u>Serial No.</u>	<u>ID No.</u>	<u>Cert. No.</u>	<u>Due Date</u>
1) Document Process Calibrator	54030049	130RC116	23E2802	27 Aug 2024
2) Ref. Standard Thermometer	4982054	110RC044	23I908	26 July 2024

This certification is traceable to the International System of Unit maintained through:-

- Technology Promotion Association (Thailand-Japan)

2. Certified Reference Materials : The measurement results are traceable to SI through CPA chem Ltd.,  
ANSI-ASQ National Accreditation Board, Accredited No. AR-1835

<u>Buffer Solution</u>	<u>Manufacturer</u>	<u>Lot No.</u>	<u>Exp. date</u>
pH 4.008	CPA chem	913598	14 July 2025
pH 6.986	CPA chem	931959	01 Oct 2024
pH 9.997	CPA chem	940106	02 Nov 2024

3. This certificate is valid only to the item calibrated on date and place of calibration.

**Calibration Results**

**Function : mV Measurement**

**Performing standard curve by Fluke at pH (4,7,10)**

Unit Under Calibration	Nominal Value	Standard Voltage Input	Actual Reading		Uncertainty of Measurement ( ±mV )	Coverage factor <i>k</i>
	pH	mV	mV	pH		
pH Meter S/N.: B834291445	4.000	177.48	177.3	4.000	0.058	2.00
	7.000	0.00	-0.1	7.000	0.058	2.00
	10.000	-177.48	-177.5	10.000	0.058	2.00





Cert.No.: 23CH1574

Page.: 3 of 3

**Calibration Results****Function : pH Measurement**

Performing three buffers standard curve by using buffer nominal pH (4,7,10)

Unit Under Calibration	Standard pH Buffer Solution	Actual pH Reading	Actual mV Reading ( mV )	Uncertainty of pH measurement ( $\pm$ )	Coverage factor $k$
pH Electrode S/N.: 3225368	4.008	4.013	184.1	0.0045	2.00
	6.986	6.998	8.7	0.0084	2.00
	9.997	10.002	-164.7	0.0088	2.11

**Function : Temperature Measurement****( \* ) Without adjustment**

This equipment was connected with Temperature Probe;

- Model : InLab®Expert Pro-ISM

- Serial No. : 3225368

Dimension of probe;

- Length : 120 mm

- Diameter : 12 mm

- Immersion Depth : 100 mm

Calibration Point ( °C )	Standard Temperature ( °C )	UUC* Reading ( °C )	Error ( °C )	Uncertainty of measurement ( $\pm$ °C )	Coverage factor $k$
25.0	25.003	24.3	-0.703	0.13	2.00

**Remark : - UUC\* = Unit Under Calibration**

The reported uncertainty of measurement was based on a standard uncertainty multiplied by a coverage factor  $k$ , providing a level of confidence of approximately 95 %.

-o0o-

a 1193851



TECHNOLOGY PROMOTION ASSOCIATION (THAILAND-JAPAN)  
CORPORATE SERVICES 3 : EQUIPMENT CALIBRATION AND TESTING SERVICES

534/4 PATTANAKARN ROAD SOI 18, SUANLUANG, SUANLUANG BANGKOK 10250

TEL. 0-2717-3000 FAX. 0-2719-9484

Cert.No.: 23TW168

Page.: 1 of 2

## Certificate of Testing

Equipment : DO Meter  
Manufacturer : YSI  
Model : 5000-115V  
Serial No. : 15E102796  
ID No. : RYG\_EN0032  
Received Date : 21 July 2023  
Test Date : 24 July 2023  
Reference : 2307-0713DSC-1  
Submitted by : ALS Laboratory Group (Thailand) Co.,Ltd.  
Rayong Branch  
616/10 Moo 5, T.Maenam Khu, A.Pluakdaeng,  
Rayong 21140, Thailand

REVIEW BY	<i>N. Bamait</i>
APPROVED BY	<i>D. Sirithan</i>
NEXT CAL. DATE	24/01/25

Laboratory Condition : Temperature (  $25 \pm 5$  ) °C  
Humidity (  $50 \pm 20$  ) %  
Test Procedure : In - house method : CP-CH9  
by Comparison Technique with Azide Modification Method

Tested by : Walalak Sirithean

Approved by : *Saithip*  
Approved Signatory

- ( ) Malee Butkruea  
( ☒ ) Saithip Meangmai  
( ) Warakorn Lerngagtrakul

Issue Date : 26 July 2023





Cert.No.: 23TW168

Page.: 2 of 2

**Condition of this result of calibration**

1. Reference Standard Instruments :

This certification is traceable to the International System of Unit through the reference standards laboratory of Industrial Calibration Center, Technology Promotion Association (Thailand-Japan).

<u>Instruments</u>	<u>Serial No.</u>	<u>ID No.</u>	<u>Certificate No.</u>	<u>Due Date</u>
1) Burette	-	130BU10	23CG1172	22 Mar 2025
2) Balance	1126143764	140RC004	22MM50	20 Sep 2023

2. Standard Material :-

<u>Material</u>	<u>Manufacturer</u>	<u>Lot.No.</u>	<u>Assay</u>
Sodium Thiosulfate pentahydrate	Merck	AM1763316	100.2%

**Result :** Dissolved Oxygen Meter Adjustment With Air 100 %

Dissolved Oxygen Probe No.: 15E100464

<b>Titration Method (Azide Modification Method)</b> (mg/L)	<b>DO Meter Reading</b> (mg/L)	<b>Standard Deviation</b> (mg/L)
8.18	8.17	0.0055

This report was certified only for the instrument we tested. It is allowable to use for study the system efficiency, The environmental impact control and present to organization it may concerned. Intend to use for advertising and referral purpose is prohibited. This report may not be reproduced other in full, without written approval of the laboratory

-o0o-

*Saitthip*

a 1172155



TECHNOLOGY PROMOTION ASSOCIATION (THAILAND-JAPAN)  
CORPORATE SERVICES 3: EQUIPMENT CALIBRATION AND TESTING SERVICES  
534/4 PATTANAKARN ROAD SOI 18, SUANLUANG, SUANLUANG BANGKOK 10250  
TEL. 0-2717-3000-29 FAX. 0-2719-9484



Cert. No.: 23LM125

Page.: 1 of 2

## Certificate of Calibration

**Equipment :** DO Meter with Sensor

**Manufacturer :** YSI

**Model :** 5000-115V

**Serial No. :** 15E102796

**ID No. :** RYG\_EN0032

**Submitted by :** ALS Laboratory Group (Thailand) Co.,Ltd.  
Rayong Branch  
616/10 Moo 5 T. Maenam Khu, A. Pluakdaeng,  
Rayong 21140 Thailand

**Location :** TPA On Site Calibration Laboratory

**Received Order :** 25 July 2023

**Calibrated Date :** 27 July 2023

**Ambient Temperature :** (  $26 \pm 10$  ) °C

**Relative Humidity :** (  $50 \pm 30$  ) %

**AC Line Voltage :** (  $220 \pm 22$  ) V

**Calibrated by :** Preecha Hlahib

**Approved by :**

Approved Signatory

- ( ) Pornthippa Tameyakul  
( ) Malee Butkruea  
☒ ( ) Suwit Imjai

**Issue Date :** 31 July 2023

**The Uncertainties are for a confidence probability of approximately 95%**

This certificate may not be reproduced other than in full, except with the prior written  
Approval of the head of Corporate Services 3 : Equipment Calibration and Testing Services.

A 0053616





**Equipment :** DO Meter with Sensor  
**Condition As-Received :** Used Item  
**Reference :** 2307-0713DSC-2

**Cert. No.:** 23LM125  
**Page.:** 2 of 2

**Procedure Used :-**

Calibration were conducted using in-house calibration procedure CP-OT01 according to comparison with Industrial Platinum Resistance Thermometer ( IPRT ) into Temperature Bath.

The temperature scale used was based on ITS-90.

**Condition of this result of calibration**

1. Reference standard instrument:-

<u>Instrument</u>	<u>Serial No.</u>	<u>Cert. No.</u>	<u>Traceable</u>	<u>Due Date</u>
1) Digital Thermometer	2188080	2211285	TPA	21 Oct 2023

2. This certificate is valid only to the item calibrated on date and place of calibration.

3. This certification is traceable to the International System of Unit.

**Remark :** TPA : Technology Promotion Association ( Thailand - Japan )

**Result of Calibration :-** ( \* ) Without Adjustment

**Function :** Temperature measurement.

This instrument was connected with temperature sensor, S/N.: 1228475367

<u>Calibration Point</u> ( °C )	<u>Immersion Depth</u> ( mm )	<u>Standard Temperature</u> ( °C )	<u>UUC* Reading</u> ( °C )	<u>Error</u> ( °C )	<u>Uncertainty</u> ( ± °C )	<u>Coverage Factor</u> <i>k</i>
20.00	100	20.011	19.91	-0.101 °	0.15	2.00

**UUC\* :** Unit Under Calibration

The reported uncertainty of measurement was based on a standard uncertainty multiplied by a coverage factor *k*, providing a level of confidence of approximately 95 %.

-o0o-

*Yew!*



TECHNOLOGY PROMOTION ASSOCIATION (THAILAND-JAPAN)  
CORPORATE SERVICES 3: EQUIPMENT CALIBRATION AND TESTING SERVICES  
534/4 PATTANAKARN ROAD SOI 18, SUANLUANG, SUANLUANG BANGKOK 10250  
TEL. 0-2717-3000-29 FAX. 0-2719-9484



Cert. No.: 23TM962

Page : 1 of 3

## Certificate of Calibration

**Equipment :** Low Temp. Incubator

**Manufacturer :** Memmert

**Model :** IPP750

**Serial No. :** V818.0084

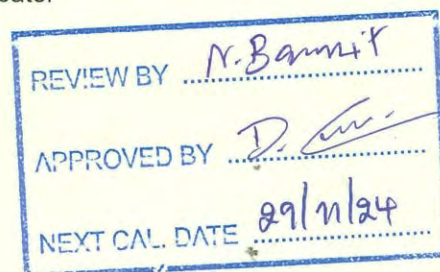
**ID No. :** RYG\_EN0154

**Submitted by :** ALS Laboratory Group (Thailand) Co.,Ltd.  
(Rayong Branch)  
616/10 Moo 5 T. Maenam Khu,  
A. Pluakdaeng, Rayong 21140 Thailand

**Location :** BOD Room

**Received Order :** 29 May 2023  
**Calibration Date :** 29 May 2023  
**Ambient Temperature :** ( 26 ± 10 ) °C  
**Relative Humidity :** ( 50 ± 30 ) %

**Calibrated by :** Man Pattanapongpaiboon



**Approved by :**

Approved Signatory

- ( ) Pornthippa Tameyakul  
( ) Malee Butkruea  
(✓) Suwit Imjai

**Issue Date :**

7 June 2023

**The Uncertainties are for a confidence probability of approximately 95%**

This certificate may not be reproduced other than in full, except with the prior written  
Approval of the head of Corporate Services 3 : Equipment Calibration and Testing Services.

A 0054967





Equipment : Low Temp. Incubator  
Condition As-Received : Used Item  
Reference : 2305-0898OC-2

Cert. No.: 23TM962

Page : 2 of 3

**Procedure Used :-**

Calibration were conducted using calibration procedure CP-OT02 according to direct measurement method with Data Acquisition which connected with Resistance Temperature Detector ( RTD ).

The temperature scale used was based on ITS-90.

**Condition of this result of calibration**

1. Reference standard instrument:-

Instrument	Model	Serial No.	Cert. No.	Due Date
1 ) Data Acquisition	34972A	MY57013711	22LM93	02 Jul 2023

2. This certificate is valid only to the item calibrated on date and place of calibration.

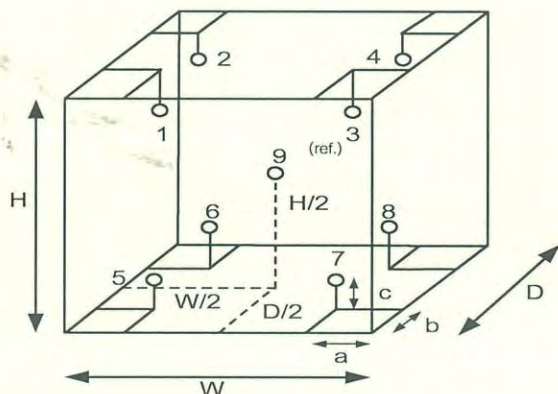
3. This certification is traceable to the International System of Unit.

**Result of Calibration :-** ( \* ) Without Adjustment

**Function of UUC\* :** Temperature Source

**Fresh air setting :** Close

Environment during calibration		
	Beginning	Finished
Temp. ( °C )	23	23
REL.Humid. ( % )	54	56
AC Supply ( Volt )	223	222



Position :	Ref. Std. ID No.:
1	18-18RTD-01
2	18-18RTD-02
3	18-18RTD-03
4	18-18RTD-04
5	18-18RTD-05
6	18-18RTD-10
7	18-18RTD-07
8	22-18RTD-08
9 (ref.)	18-18RTD-09

**Probe Installation Details :**

a = 10 cm  
b = 10 cm  
c = 10 cm

**Dimension of Chamber :**

D = 0.60 m  
W = 1.0 m  
H = 1.2 m  
Capacity = 0.75 m<sup>3</sup>

*Signature*

a 1165130



Equipment : Low Temp. Incubator  
Condition As-Received : Used Item  
Reference : 2305-0898OC-2  
**Result of Calibration :-** ( \* ) Without Adjustment  
Function of UUC\* : Temperature Source  
Fresh air setting : Close

Cert. No.: 23TM962

Page : 3 of 3

Calibration Point ( °C )	UUC* Setting ( °C )	UUC* Reading ( °C )	Temperature stability ( ± °C )	Temperature uniformity ( °C )	Overall Variation ( °C )	Coverage Factor <i>k</i>
20.0	20.0	20.0	0.019	0.72	1.0	2

Calibration Point ( °C )	Measured Temperature ( °C )									Uncertainty ( ± °C )
	Position									
	1	2	3	4	5	6	7	8	9 (ref.)	
20.0	19.547	19.780	19.487	19.529	19.408	20.139	20.112	20.406	20.116	0.30

**Average\*** : The average of 30 values in each position.

**Temperature stability** : One-half of the greatest maximum difference of measured temperature at any one sensor.

**Temperature uniformity** : The maximum difference of measured temperatures at any sensors and the measured temperature at the reference location which are observed at the same time or at as close an observation time as possible to determine the temperature pattern or homogeneity within the chamber under steady-state conditions.

**Overall Variation** : The Difference of the maximum and minimum measured temperatures throughout observation.

**UUC\*** : Unit Under Calibration

**Note** : The reported uncertainty of measurement was included stability and excluded uniformity .

The reported uncertainty of measurement was based on a standard uncertainty multiplied by a coverage factor *k*, providing a level of confidence of approximately 95 %.

-o0o-

*Sevrit*





TECHNOLOGY PROMOTION ASSOCIATION (THAILAND-JAPAN)  
CORPORATE SERVICES 3: EQUIPMENT CALIBRATION AND TESTING SERVICES  
534/4 PATTANAKARN ROAD SOI 18, SUANLUANG, SUANLUANG BANGKOK 10250  
TEL. 0-2717-3000-29 FAX. 0-2719-9484



Cert.No.: 23CG4276

Page.: 1 of 2

## Certificate of Calibration

Equipment :	Burette
Capacity :	50 mL
Serial No. :	-
ID. No. :	RYG_EN0162
Manufacturer :	Witeg
Made in :	Germany
Submitted by :	ALS Laboratory Group (Thailand) Co.,Ltd. Rayong Branch 616/10 Moo 5, T.Maenam Khu, A.Pluakdaeng Rayong 21140, Thailand
Ambient Temperature :	(20 ± 2.5) °C
Relative Humidity :	(50 ± 10) %
Barometric Pressure :	759 mmHg
Calibration Procedure :	ASTM E 542 - 01
Calibrated by :	Srisuda Khamtha

REVIEW BY	<i>N. Banmit</i>
APPROVED BY	<i>D. Khamtha</i>
NEXT CAL. DATE	30/10/24

Approved by :

Approved Signatory

- ( ) Ponpan Paipim  
( ) Srisuda Khamtha  
( ☒ ) Sa-ngeunkam Wongsu

Issue Date :

31 October 2023

The Uncertainties are for a confidence probability of approximately 95%

This certificate may not be reproduced other than in full, except with the prior written  
Approval of the head of Corporate Services 3 : Equipment Calibration and Testing Services.

A 0060054



Equipment : Burette  
Received Date : 26 October 2023  
Condition As-Received : Used Item  
Calibration Date : 30 October 2023  
Reference : 2310-0815DSC-1

Cert.No.: 23CG4276

Page.: 2 of 2

**Condition of this result of calibration**

1. Reference Standard Instruments :

<u>Instruments</u>	<u>Model</u>	<u>Serial No.</u>	<u>ID. No.</u>	<u>Certificate No.</u>	<u>Traceability</u>	<u>Due date</u>
1) Balance	XP205DR	1126143764	140RC004	23MM538	TPA	15 Sep 2024
2) Thermo-Hygrograph	THDX-CE	00016540	140EC001	23H1275	TPA	09 June 2024
3) Thermometer	-	1594592	140EC010	23I158	TPA	12 Feb 2024

This certification is traceable to SI Unit

2. The certificate is valid only to the item calibrated on date and place of calibration.  
3. True value is converted to true volume at the standard temperature of 20 °C

**Calibration result :**

<b>Nominal capacity ( mL )</b>	<b>Reading ( mL )</b>	<b>Uncertainty ( ± mL )</b>	<b>k Factor</b>
50	49.9641	0.010	2.00


**Remark** mL = cm<sup>3</sup>

The reported uncertainty of measurement was based on a standard uncertainty multiplied by a coverage factor  $k$  , providing a level of confidence of approximately 95 %.

-o0o-

a 1187059





# Certificate of Calibration

**Equipment:** SPECTROPHOTOMETER  
**Model:** DR6000  
**Serial No. (or ID.):** 1627845 (RYG\_EN0037)  
**Manufacturer:** HACH  
**Condition:** In Condition

**Certificate No.:** C06230441  
**Issued Date:** 19 September 2023  
**Job No.:** WO-00005382  
**Page:** 1 of 3

**Customer:** ALS Laboratory Group (Thailand) Co.,Ltd. (Rayong Branch)  
616/10 Moo 5 T.Maenam Khu,  
A.Pluakdaeng, Rayong 21140, Thailand.


**Environment Condition:** Temperature 23.9 °C ± 0.2  
Humidity 65.3 %RH ± 1.4


REVIEW BY	<i>N. Bannet</i>
APPROVED BY	<i>D. ...</i>
NEXT CAL. DATE	18/3/25

**Calibration Place:** ALS Laboratory Group (Thailand) Co.,Ltd. (Rayong Branch) (Wet Chemistry)  
616/10 Moo 5 T.Maenam Khu,  
A.Pluakdaeng, Rayong 21140, Thailand.

**Calibration By:** Mr.Nattapat Rungrueang  
**Calibration Date:** 18 September 2023  
**The Method used:** In house method, CAL-WI-24, base on ASTM E 275-08 and ASTM E 387-04  
**Traceability:** This certificate is traceable to the CRM maintained by National Institute of Standards and Technology (NIST) through Starna Scientific Limited.

The standard for Wavelength Certificate No. 111583 and 111584  
The standard for Photometric Certificate No. 9114984 and 111588  
The standard for Stray light Certificate No. 111586 and 111585  
The standard for Spectral resolution Certificate No. 111587

  
(Mr. Nattapat Rungrueang)  
Person in charge

  
(Mr. Nitinun Srihawan)  
Authorized signatory

This certificate is issued the units of measurement according to the International System of Units (SI). It provides traceability of measurement to international or national standard or other recognized national standard laboratories.

The measurement uncertainty stated is the expanded uncertainty which is obtained from the standard uncertainty multiplied by the coverage factor ( $k=2$ ) to provide a level of confidence of approximately 95%. It is determined in accordance with the Guide to Expression of Uncertainty in Measurement (GUM).

These results may be affected by deviations from specified conditions. The results relate only to the items tested, calibrated or sampled. The report shall not be reproduced except in full without approval of DKSH Technology Limited.

บริษัท ดีเคเอสเอช เทคโนโลยี จำกัด  
DKSH Technology Limited  
2533 ถนนสุขุมวิท แขวงบางจาก เขตพระโขนง กรุงเทพมหานคร 10260  
2533 Sukhumvit Road, Bangchak, Phrakhanong, Bangkok 10260  
Phone: +66 2639 7000 Email: info.calibration@dksh.com Website: www.dksh.com/scientific-thailand

## Calibration Results:

### Without Adjustment

Wavelength Accuracy (nm), The spectral bandwidth of Std at 2 nm and UUC at 2 nm

Standard Wavelength	Unit Under Calibration	Correction	Uncertainty
418.61	418.3	0.31	0.13
536.66	536.6	0.06	0.13
637.98	638.3	-0.32	0.13
748.48	748.7	-0.22	0.13
807.03	807.4	-0.37	0.13

Photometric Accuracy (Absorbance)

Wavelength	Standard absorbance	Unit Under Calibration	Correction	Uncertainty
420 nm	0.0000	0.000	0.0000	0.0045
	0.2930	0.289	0.0040	0.0045
	0.5168	0.519	-0.0022	0.0045
	1.0298	1.029	0.0008	0.0045
440 nm	0.0000	0.000	0.0000	0.0045
	0.2867	0.283	0.0037	0.0045
	0.5073	0.509	-0.0017	0.0045
	1.0083	1.007	0.0013	0.0045
465 nm	0.0000	0.000	0.0000	0.0045
	0.2516	0.250	0.0016	0.0045
	0.4595	0.462	-0.0025	0.0045
	0.9334	0.933	0.0004	0.0045
546.1 nm	0.0000	0.000	0.0000	0.0045
	0.2461	0.245	0.0011	0.0045
	0.4652	0.466	-0.0008	0.0045
	0.9468	0.946	0.0008	0.0045
590 nm	0.0000	0.000	0.0000	0.0045
	0.2594	0.259	0.0004	0.0045
	0.5040	0.505	-0.0010	0.0045
	1.0032	1.002	0.0012	0.0045
635 nm	0.0000	0.000	0.0000	0.0045
	0.2579	0.257	0.0009	0.0045
	0.4971	0.497	0.0001	0.0045
	0.9720	0.971	0.0010	0.0045



## Calibration Results:

### Without Adjustment

#### Photometric Accuracy (Absorbance)

Wavelength	Standard absorbance	Unit Under Calibration	Correction	Uncertainty
235 nm	0.0000	0.000	0.0000	0.0080
	0.7355	0.737	-0.0015	0.0080
257 nm	0.0000	0.000	0.0000	0.0080
	0.8574	0.857	0.0004	0.0080
313 nm	0.0000	0.000	0.0000	0.0080
	0.2864	0.290	-0.0036	0.0080
350 nm	0.0000	0.000	0.0000	0.0080
	0.6374	0.637	0.0004	0.0080

#### Stray light \*

Standard: cut-off	UUC: Wavelength (nm)	UUC: Transmission (%T)	Absorbance (A)
260.62 +/- 0.11 nm	260.6	1.3	1.886
391.44 +/- 0.11 nm	391.4	1.3	1.886

#### Spectral Resolution \*

Nominal Concentration 0.02 % v/v	Peak	Trough	Ratio	SBW
Standard Wavelength ( nm )	268.66	266.69	1.38	2.00
UUC: Wavelength (nm)	268.2	266.1		
Std Absorbance ( A )	0.4566	0.2780		
Absorbance ( A )	0.413	0.300		

\* Calibration Marked " Not TISI Accredited " in this Certificate have been included for completeness.

**The End of Certificate**

## ใบตรวจสอบสภาพเครื่องวัดสิ่งแวดล้อม

เลขที่ใบงาน: WO-00005382

ชนิดเครื่องมือ: SPECTROPHOTOMETER

รุ่น: DR6000

หมายเลขเครื่อง: 1627845

ตรวจสอบ (รับ)		รายการตรวจเช็ค	ตรวจสอบ (ส่ง)		หมายเหตุ
18 Sep 2023			18 Sep 2023		
ปกติ	ไม่ปกติ		ปกติ	ไม่ปกติ	
		General			
<input checked="" type="checkbox"/>	<input type="checkbox"/>	1. ความสมบูรณ์เครื่อง	<input checked="" type="checkbox"/>	<input type="checkbox"/>	
<input checked="" type="checkbox"/>	<input type="checkbox"/>	2. ความสะอาด ( ช่องใส่ตัวอย่าง, ภายใน-นอกเครื่อง)	<input checked="" type="checkbox"/>	<input type="checkbox"/>	
<input checked="" type="checkbox"/>	<input type="checkbox"/>	3. สวิตช์ ปิด – เปิด เครื่อง (On-Off Swicth)	<input checked="" type="checkbox"/>	<input type="checkbox"/>	
<input checked="" type="checkbox"/>	<input type="checkbox"/>	4. ปุ่มกด (Keypad)	<input checked="" type="checkbox"/>	<input type="checkbox"/>	
<input checked="" type="checkbox"/>	<input type="checkbox"/>	5. หน้าจอ (Display, Screen Contrast)	<input checked="" type="checkbox"/>	<input type="checkbox"/>	
		Spectrophotometer			
<input type="checkbox"/>	<input type="checkbox"/>	6. แรงดันไฟฟ้า (Battery Backup) >= 2.5 VDC	<input type="checkbox"/>	<input type="checkbox"/>	
<input type="checkbox"/>	<input type="checkbox"/>	7. ตัวหมุนเลือกความยาวคลื่น (Wavelength Control)	<input type="checkbox"/>	<input type="checkbox"/>	
<input checked="" type="checkbox"/>	<input type="checkbox"/>	8. ความยาวคลื่น (Wavelength Check)	<input checked="" type="checkbox"/>	<input type="checkbox"/>	*
<input checked="" type="checkbox"/>	<input type="checkbox"/>	9. แหล่งกำเนิดแสง (UV < 3,000 hour)	<input checked="" type="checkbox"/>	<input type="checkbox"/>	9.2 Hours
<input checked="" type="checkbox"/>	<input type="checkbox"/>	10. แหล่งกำเนิดแสง (Visible < 5,000 hour)	<input checked="" type="checkbox"/>	<input type="checkbox"/>	741.5 Hours
<input checked="" type="checkbox"/>	<input type="checkbox"/>	11. ช่องวัดหลายตัวอย่าง (Carousel Module)	<input checked="" type="checkbox"/>	<input type="checkbox"/>	
		pH Meter and Conductivity Meter			
<input type="checkbox"/>	<input type="checkbox"/>	12. อิเล็กโทรด ( Electrode and Connection Cable )	<input type="checkbox"/>	<input type="checkbox"/>	
<input type="checkbox"/>	<input type="checkbox"/>	13. ระดับสารละลายใน Electrode (Level KCl )	<input type="checkbox"/>	<input type="checkbox"/>	
<input type="checkbox"/>	<input type="checkbox"/>	14. ฝาปิดกันปลาย Electrode (Dust Protection Hood)	<input type="checkbox"/>	<input type="checkbox"/>	
<input type="checkbox"/>	<input type="checkbox"/>	15. ขาจับอิเล็กโทรด (Stand)	<input type="checkbox"/>	<input type="checkbox"/>	
		Turbidimeter			
<input type="checkbox"/>	<input type="checkbox"/>	16. ค่าความขุ่นที่ต่ำสุด (No Sample)	<input type="checkbox"/>	<input type="checkbox"/>	
<input type="checkbox"/>	<input type="checkbox"/>	17. ระดับการส่องสว่างของแสง (>= 2.5 ไม่เกิน 3.0)	<input type="checkbox"/>	<input type="checkbox"/>	
		Automatic titrator			
<input type="checkbox"/>	<input type="checkbox"/>	18. สภาพ Piston Burettes	<input type="checkbox"/>	<input type="checkbox"/>	
<input type="checkbox"/>	<input type="checkbox"/>	19. Function Rinsing and Dosing	<input type="checkbox"/>	<input type="checkbox"/>	
<input type="checkbox"/>	<input type="checkbox"/>	20. ระบบท่อสายยางและอุปกรณ์ประกอบ	<input type="checkbox"/>	<input type="checkbox"/>	

เพิ่มเติม/ข้อแนะนำ : \*656.1nm=656.1nm

\*486.0nm=485.5nm

Mr.Nattapat Rungrueang

Service Engineer



**SARTORIUS**

NSC-TISI-TIS 17025  
CALIBRATION 0426

# Certificate

## of Calibration

REVIEW BY Tranitall.

APPROVED BY D. [Signature]

NEXT CAL. DATE 22/02/2025

Model Number : MSE224S-100-DU

Certificate No. : 24BC10069

Description : Analytical Balance

Issued Date : Friday, February 23, 2024

Serial Number : 0026207038

Reference No. : 229196

ID No. : RYG\_EN0002

Manufacturer : Sartorius

Page No. : 1 of 2

Customer Name : ALS Laboratory Group (Thailand) Co.,Ltd. (Rayong Branch)

616/10 Moo 5 T.Maenam Khu, A.Pluak Daeng, Rayong 21140, Thailand.

Calibrated Place : ALS Laboratory Group (Thailand) Co., Ltd.(Balance Room)

616/10 Moo 5 T.Maenam Khu, A.Pluakdaeng, Rayong.21140, Thailand.

Calibrated By : Mr.Chonchai Inthana

Calibration Date : Thursday, February 22, 2024

Calibration

Procedure No. : This calibration was conducted by

Using in-house calibration procedure number (WI-003)

Based on UKAS LAB 14 : 2019

*Metrological data :*

Capacity : 220 g Readability : 0.0001 g

*Ambients Conditions:*

Temperature : 24.2 °C ± 5.0 °C

Humidity : 57.0 % RH ± 10.0 % RH

Pressure :                      ±                     

*Reasons for calibration*

☐ New Installation ☐ Service / Repaired ☒ Re-calibration/ Maintenance

*Equipment Condition:* ☒ Good Operate ☐ Fair

## Measurement Method UKAS Publication Ref :Lab 14

The measurement uncertainty stated is the expended uncertainty which is obtained from the standard uncertainty multiplied by the coverage factor (k=2) to provide a level of confidence of approximately 95%. It is determined in accordance with the Guide to Expression of Uncertainty in Measurement (GUM). The calibration certificate documents the traceability to National Standards, which realise the unit of measurement according to the International Standard System of Units (SI). Report of Tolerance came form list of Sartorius Metrological Specifications.

## Traceability:

Model Number	Description	Traceability	Certificate No.	Due Date
YCS011-522-00	Sartorius weight set 1mg - 5000g E2,YCS011-522-00	TCS	M2308197S	23-Aug-2025
MHB-382SD	Humidity/Barometer/Temp Lutron MHB-382SD	DKSH	C19231845	23-Aug-2024

This certificate relate and apply this equipment only.

This certificate may not be reproduced other than in full except with the prior written approval of the Verification Operation Division  
Sartorius (Thailand) Co., Ltd.

[Signature]

Mr.chonchai Inthana(Technical Manager)

S  
T  
A  
M  
P





**Sartorius (Thailand) Co., Ltd.**

129 Rama 9 Road, Huaykwang, Huaykwang, Bangkok 10310

Tel: +66 2643 8361-6 Fax: +66 2643-8367, e-mail: service.thailand@sartorius.com

**SARTORIUS**

# Certificate of Calibration

Model Number : MSE224S-100-DUDescription : Analytical BalanceSerial Number : 0026207038ID No. : RYG\_EN0002Manufacturer : SartoriusCertificate No. : 24BCI0069Issued Date : Friday, February 23, 2024Reference No. : 229196Page No. : 2 of 2

## Calibration Results : Without Adjustment

### Repeatability

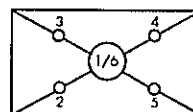
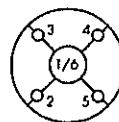
The reproducibility is the ability of a weighing instrument to display nearly identical readouts under constant test conditions when the same load within a measurement series is placed repeatedly on the weighing pan in the same manner. The standard deviation is used to express reproducibility quantitatively.

Nominal Value : (Low Load)	20.0000	199.9999
20 g	20.0000	200.0000
Tolerance	20.0001	200.0000
0.0001 g	20.0000	199.9999
	20.0001	200.0000
Nominal Value : (High Load)	19.9999	200.0000
200 g	20.0000	200.0000
Tolerance	20.0000	199.9999
0.0001 g	19.9999	200.0001
	19.9999	200.0000
Standard Deviation	0.00007	0.00006

### Eccentricity (Off-center loading error)

The off-center loading error is yielded by the difference between the readout of the load, i.e. 1/3 or 1/4 of maximum capacity, placed in the middle of the weighing pan and between each of four additional measurement points (positions defined according to OIML R76).

Nominal value : 100 g  
Tolerance 0.0004 g



#### Difference

1	-
2	-0.0001
3	-0.0001
4	0.0000
5	-0.0001
6	-

### Linearity

The linearity, also called linearity error. Describes the deviation of the characteristic curve of a weighing instrument from the linear slope.

Tolerance 0.0002 g

Nominal Value (g)	Conventional Mass Value (g)	Displayed Value (g)	Deviation (g)	Uncertainty (g)
0.01	0.0100	0.0100	0.0000	0.00018
0.05	0.0500	0.0500	0.0000	0.00018
0.1	0.1000	0.1000	0.0000	0.00018
0.5	0.5000	0.5000	0.0000	0.00018
1	1.0000	1.0000	0.0000	0.00018
5	5.0000	5.0000	0.0000	0.00018
10	10.0000	10.0000	0.0000	0.00018
20	20.0000	20.0000	0.0000	0.00024
50	50.0000	49.9999	-0.0001	0.00019
100	100.0000	100.0000	0.0000	0.00023
200	200.0000	199.9999	-0.0001	0.00032

End of Report.





## Certificate of Calibration

Cert. No.: 24TM632

Page : 1 of 3

**Equipment :** Hot Air Oven  
**Manufacturer :** Memmert  
**Model :** UFE 500  
**Serial No. :** G511.1572  
**ID No. :** RYG\_EN0010

REVIEW BY *Thanitak.*

APPROVED BY *D. J. J. J.*

NEXT CAL DATE 21/09/25

**Submitted by :** ALS Laboratory Group (Thailand) Co.,Ltd. (Rayong Branch)  
616/10 Moo 5 T. Maenam Khu,  
A. Pluakdaeng,  
Rayong 21140 Thailand

**Location :** Oven Room

**Received Order :** 21 March 2024

**Calibration Date :** 21 March 2024

**Ambient Temperature :** ( 26 ± 10 ) °C

**Relative Humidity :** ( 50 ± 30 ) %

**Calibrated by :** Man Pattanapongpaiboon

**Approved by :**

Approved Signatory

( ) Pornthippa Tameyakul

( ) Unnopphol Harachai

(✓) Suwit Imjai

**Issue Date :** 22 March 2024

**The Uncertainties are for a confidence probability of approximately 95%**

This certificate may not be reproduced other than in full, except with the prior written  
Approval of the head of Corporate Services 3 : Equipment Calibration and Testing Services.





**Equipment :** Hot Air Oven  
**Condition As-Received :** Used Item  
**Reference :** 2403-0563OC-1  
**Procedure Used :-**

**Cert. No.:** 24TM632  
**Page :** 2 of 3

Calibration were conducted using calibration procedure CP-OT02 according to direct measurement method with Data Acquisition which connected with Resistance Temperature Detector ( RTD ) and Thermocouple Type T.

The temperature scale used was based on ITS-90.

#### **Condition of this result of calibration**

1. Reference standard instrument:-

<u>Instrument</u>	<u>Serial No.</u>	<u>Cert. No.</u>	<u>Traceable</u>	<u>Due Date</u>
1 ) Data Acquisition	MY57013711	23LM115	TPA	11 Jul 2024

2. This certificate is valid only to the item calibrated on date and place of calibration.

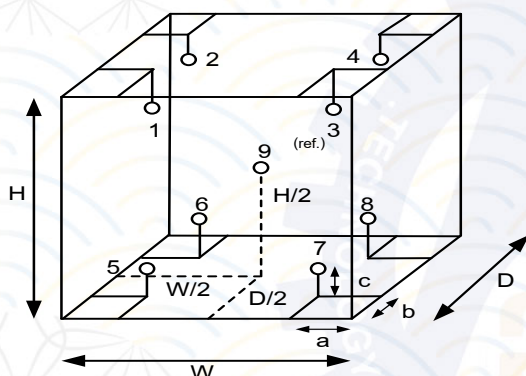
3. This certification is traceable to the International System of Unit.

**Remark :** TPA : Technology Promotion Association ( Thailand - Japan )

**Result of Calibration :-** ( \* ) Without Adjustment

**Function of UUC\* :** Temperature Source

**Fresh air setting :** Close



Environment during calibration		
	Beginning	Finished
Temp. ( °C )	27	27
REL.Humid. ( % )	57	59
AC Supply ( Volt )	222	224

#### **Ref. Std. ID No.: @ Calibration Point**

Position :	( 180 ) °C	( 104 ) °C
1	18-18TC-01	18-18RTD-01
2	18-18TC-02	18-18RTD-02
3	18-18TC-03	18-18RTD-03
4	18-18TC-04	18-18RTD-04
5	18-18TC-05	18-18RTD-05
6	18-18TC-06	23-18RTD-06
7	18-18TC-07	18-18RTD-07
8	18-18TC-08	22-18RTD-08
9 (ref.)	18-18TC-09	18-18RTD-09

#### **Probe Installation Details :**

a = 5.0 cm  
b = 5.0 cm  
c = 5.0 cm

#### **Dimension of Chamber :**

D = 0.40 m  
W = 0.56 m  
H = 0.48 m  
Capacity = 0.11 m<sup>3</sup>



**Equipment :** Hot Air Oven  
**Condition As-Received :** Used Item  
**Reference :** 2403-0563OC-1  
**Result of Calibration :-** ( \* ) Without Adjustment  
**Function of UUC\* :** Temperature Source  
**Fresh air setting :** Close

**Cert. No.:** 24TM632

**Page :** 3 of 3

Calibration Point ( °C )	UUC* Setting ( °C )	UUC* Reading ( °C )	Temperature stability ( ± °C )	Temperature uniformity ( °C )	Overall Variation ( °C )	Coverage Factor <i>k</i>
104.0	104.0	104.0	0.051	0.59	0.62	2
180.0	180.0	180.0	0.15	1.3	1.7	2

Calibration Point ( °C )	Measured Temperature ( °C )									Uncertainty  ( ± °C )
	Position									
	1	2	3	4	5	6	7	8	9 (ref.)	
104.0	103.921	103.786	103.757	103.759	103.950	103.817	104.213	103.672	103.673	0.42
180.0	179.614	179.270	179.145	179.599	180.001	180.423	180.293	180.629	179.429	1.1

**Average\* :** The average of 30 values in each position.

**Temperature stability :** One-half of the greatest maximum difference of measured temperature at any one sensor.

**Temperature uniformity :** The maximum difference of measured temperatures at any sensors and the measured temperature at the reference location which are observed at the same time or at as close an observation time as possible to determine the temperature pattern or homogeneity within the chamber under steady-state conditions.

**Overall Variation :** The Difference of the maximum and minimum measured temperatures throughout observation.

**UUC\* :** Unit Under Calibration

**Note :** The reported uncertainty of measurement was included stability and excluded uniformity .

The reported uncertainty of measurement was based on a standard uncertainty multiplied by a coverage factor *k*, providing a level of confidence of approximately 95 %.

-o0o-





TECHNOLOGY PROMOTION ASSOCIATION (THAILAND-JAPAN)  
CORPORATE SERVICES 3: EQUIPMENT CALIBRATION AND TESTING SERVICES  
534/4 PATTANAKARN ROAD SOI 18, SUANLUANG, SUANLUANG BANGKOK 10250  
TEL.0-2717-3000-29 FAX.0-2719-9484



## Certificate of Calibration

Cert. No.: 24TM634

Page : 1 of 3

Equipment : Hot Air Oven  
Manufacturer : Memmert  
Model : UF 110  
Serial No. : B423.0853  
ID No. : RYG\_EN0213

Submitted by : ALS Laboratory Group (Thailand) Co.,Ltd. (Rayong Branch)  
616/10 Moo 5 T. Maenam Khu,  
A. Pluakdaeng,  
Rayong 21140 Thailand

Location : Oven Room

Received Order : 21 March 2024  
Calibration Date : 21 - 22 March 2024  
Ambient Temperature : (  $26 \pm 10$  ) °C  
Relative Humidity : (  $50 \pm 30$  ) %

Calibrated by : Man Pattanapongpaiboon

Approved by :

Approved Signatory

( ) Pornthippa Tameyakul  
( ) Unnopphol Harachai  
(✓) Suwit Imjai

Issue Date : 23 March 2024

REVIEW BY *Thanita K.*  
APPROVED BY *D. Khunon.*  
NEXT CAL DATE *21/03/25*

**The Uncertainties are for a confidence probability of approximately 95%**

This certificate may not be reproduced other than in full, except with the prior written  
Approval of the head of Corporate Services 3 : Equipment Calibration and Testing Services.





**Equipment :** Hot Air Oven  
**Condition As-Received :** Used Item  
**Reference :** 2403-0563OC-3  
**Procedure Used :-**

**Cert. No.:** 24TM634

**Page :** 2 of 3

Calibration were conducted using calibration procedure CP-OT02 according to direct measurement method with Data Acquisition which connected with Resistance Temperature Detector ( RTD ) and Thermocouple Type T.

The temperature scale used was based on ITS-90.

**Condition of this result of calibration**

1. Reference standard instrument:-

<u>Instrument</u>	<u>Serial No.</u>	<u>Cert. No.</u>	<u>Traceable</u>	<u>Due Date</u>
1 ) Data Acquisition	MY57013711	23LM115	TPA	11 Jul 2024

2. This certificate is valid only to the item calibrated on date and place of calibration.

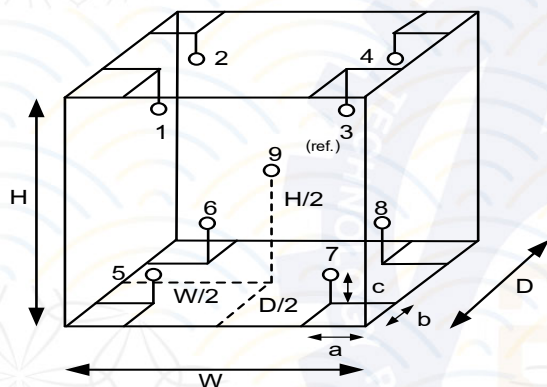
3. This certification is traceable to the International System of Unit.

**Remark :** TPA : Technology Promotion Association ( Thailand - Japan )

**Result of Calibration :-** ( \* ) Without Adjustment

**Function of UUC\* :** Temperature Source

**Fresh air setting :** Close



<b>Environment during calibration</b>		
	<b>Beginning</b>	<b>Finished</b>
Temp. ( °C )	27	27
REL.Humid. ( % )	59	59
AC Supply ( Volt )	224	223

**Ref. Std. ID No.: @  
Calibration Point**

<b>Position :</b>	<b>( 180 ) °C</b>	<b>( 104 ) °C</b>
1	18-18TC-01	18-18RTD-01
2	18-18TC-02	18-18RTD-02
3	18-18TC-03	18-18RTD-03
4	18-18TC-04	18-18RTD-04
5	18-18TC-05	18-18RTD-05
6	18-18TC-06	23-18RTD-06
7	18-18TC-07	18-18RTD-07
8	18-18TC-08	22-18RTD-08
9 (ref.)	18-18TC-09	18-18RTD-09

**Probe Installation Details :**

**Dimension of Chamber :**

a =	5.0	cm	D =	0.40	m
b =	5.0	cm	W =	0.56	m
c =	5.0	cm	H =	0.48	m
			Capacity =	0.11	m <sup>3</sup>



**Equipment :** Hot Air Oven  
**Condition As-Received :** Used Item  
**Reference :** 2403-0563OC-3  
**Result of Calibration :-** ( \* ) Without Adjustment  
**Function of UUC\* :** Temperature Source  
**Fresh air setting :** Close

**Cert. No.:** 24TM634

**Page :** 3 of 3

Calibration Point ( °C )	UUC* Setting ( °C )	UUC* Reading ( °C )	Temperature stability ( ± °C )	Temperature uniformity ( °C )	Overall Variation ( °C )	Coverage Factor <i>k</i>
104.0	104.0	104.0	0.065	0.52	0.90	2
180.0	180.0	180.0	0.20	1.2	2.0	2

Calibration Point ( °C )	Measured Temperature ( °C )									Uncertainty  ( ±°C )
	Position									
	1	2	3	4	5	6	7	8	9 (ref.)	
104.0	104.169	103.506	103.898	103.712	103.772	103.730	104.289	103.805	103.798	0.42
180.0	180.701	179.239	179.935	179.999	180.127	180.138	180.895	179.313	180.211	1.1

**Average\* :** The average of 30 values in each position.

**Temperature stability :** One-half of the greatest maximum difference of measured temperature at any one sensor.

**Temperature uniformity :** The maximum difference of measured temperatures at any sensors and the measured temperature at the reference location which are observed at the same time or at as close an observation time as possible to determine the temperature pattern or homogeneity within the chamber under steady-state conditions.

**Overall Variation :** The Difference of the maximum and minimum measured temperatures throughout observation.

**UUC\* :** Unit Under Calibration

**Note :** The reported uncertainty of measurement was included stability and excluded uniformity .

The reported uncertainty of measurement was based on a standard uncertainty multiplied by a coverage factor *k*, providing a level of confidence of approximately 95 %.

-o0o-





TECHNOLOGY PROMOTION ASSOCIATION (THAILAND-JAPAN)  
CORPORATE SERVICES 3: EQUIPMENT CALIBRATION AND TESTING SERVICES  
534/4 PATTANAKARN ROAD SOI 18, SUANLUANG, SUANLUANG BANGKOK 10250  
TEL.0-2717-3000-29 FAX.0-2719-9484



## Certificate of Calibration

Cert. No.: 24TM635

Page : 1 of 3

Equipment : Water Bath  
Manufacturer : Memmert  
Model : WNB22  
Serial No. : L513.0648  
ID No. : RYG\_EN0061

Submitted by : ALS Laboratory Group (Thailand) Co.,Ltd. (Rayong Branch)  
616/10 Moo 5, T. Maenam Khu,  
A. Pluakdaeng,  
Rayong 21140, Thailand

Location : Wet Chemistry Lab

Received Order : 21 March 2024

Calibration Date : 21 March 2024

Ambient Temperature : (  $26 \pm 10$  ) °C

Relative Humidity : (  $50 \pm 30$  ) %

Calibrated by : Man Pattanapongpaiboon

Approved by :

Approved Signatory

( ) Pornthippa Tameyakul

( ) Unnoppol Harachai

(☒) Suwit Imjai

Issue Date : 23 March 2024

**The Uncertainties are for a confidence probability of approximately 95%**

This certificate may not be reproduced other than in full, except with the prior written  
Approval of the head of Corporate Services 3 : Equipment Calibration and Testing Services.



**Equipment :** Water Bath  
**Condition As-Received :** Used Item  
**Reference :** 2403-0563OC-4  
**Procedure Used :-**

**Cert. No.:** 24TM635

**Page :** 2 of 3

Calibration were conducted using in-house calibration procedure CP-OT04 Based on ASTM E715 according to direct measurement method with Data Acquisition which connected with Industrial Platinum Resistance Thermometer ( IPRT ).

The temperature scale used was based on ITS-90.

**Condition of this result of calibration**

1. Reference standard instrument:-

<u>Instrument</u>	<u>Serial No.</u>	<u>Cert. No.</u>	<u>Traceable</u>	<u>Due Date</u>
1 ) Data Acquisition	MY57013711	23LM115	TPA	11 Jul 2024

2. This certificate is valid only to the item calibrated on date and place of calibration.

3. This certification is traceable to the International System of Unit.

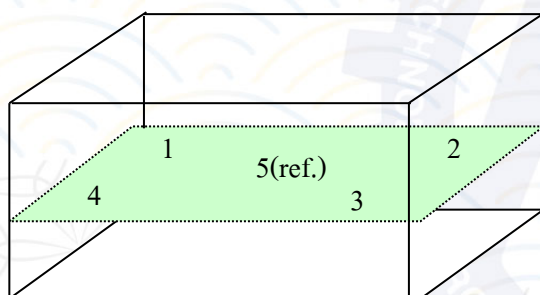
**Remark :** TPA : Technology Promotion Association ( Thailand - Japan )

**Result of Calibration :-** ( \* ) Without Adjustment

**Function of UUC\* :** Temperature Source

**Heat transfer medium used :** Water

	<u>Environmental</u>		<u>AC Voltage Supply</u>
	( °C )	( %R.H. )	( Volt )
<b>Beginning of Calibration</b>	25	55	222
<b>Finished of Calibration</b>	25	57	223



Front

<u>Position :</u>	<u>Ref. Std. ID No.:</u>
1	4803988-001
2	4803988-002
3	4803988-003
4	4803988-004
5(ref.)	4803988-005





**Equipment :** Water Bath  
**Condition As-Received :** Used Item  
**Reference :** 2403-0563OC-4  
**Result of Calibration :-** ( \* ) Without Adjustment  
**Function of UUC\* :** Temperature Source

**Cert. No.:** 24TM635

**Page :** 3 of 3

Calibration point ( °C )	UUC* Setting ( °C )	UUC* Reading ( °C )	Average* Standard Reading ( °C )					Uncertainty
			Position					
			1	2	3	4	5 (ref.)	( ± °C )
85.0	85.0	85.0	84.428	84.424	84.489	84.507	84.477	0.18

Calibration point ( °C )	Uniformity ( °C )	Stability ( ± °C )	Coverage Factor <b>k</b>
85.0	0.19	0.11	2

**Average\* :** The average of 30 values in each position.

**Uniformity :** The maximum difference of measured temperatures at any sensors and the measured temperature at the reference location which are observed at the same time or at as close an observation time as possible to determine the temperature pattern or homogeneity within the chamber under steady-state conditions.

**Stability :** One-half of the greatest maximum difference of measured temperature at any one probe.

**UUC\* :** Unit Under Calibration

**Note :** The reported uncertainty of measurement was included stability and excluded uniformity.

The reported uncertainty of measurement was based on a standard uncertainty multiplied by a coverage factor **k**, providing a level of confidence of approximately 95 %.

-o0o-



TECHNOLOGY PROMOTION ASSOCIATION (THAILAND-JAPAN)  
CORPORATE SERVICES 3: EQUIPMENT CALIBRATION AND TESTING SERVICES  
534/4 PATTANAKARN ROAD SOI 18, SUANLUANG, SUANLUANG, BANGKOK 10250  
TEL. 0-2717-3000-24 FAX. 0-2719-9484



## Certificate of Calibration

Certificate No. : 23T1767

Page : 1 of 2

Equipment : Digital Thermometer With Sensor

Manufacturer: Testo

Model : 106

Serial No.: 51162979/811

ID No.: RYG\_FS0418

Condition As-Received: Used Item

Received Date: 04 October 2023

Calibration Date: 10 October 2023  
to 11 October 2023

Reference: 2310-0110DSC

Ambient Temperature: ( 25 ± 3 ) °C

Relative Humidity: ( 50 ± 20 ) %

This certificate may not be reproduced other than in full,  
except with the prior written approval of the head of  
Corporate Services 3: Equipment Calibration and Testing Services.

Submitted by: ALS Laboratory Group (Thailand) Co.,Ltd. Rayong Branch

616/10 Moo 5, T.Maenam Khu, A.Pluakdaeng,  
Rayong 21140, Thailand

Procedure used: Calibration were conducted using in-house calibration procedure CP-T01 according to comparison with  
Industrial Platinum Resistance Thermometer (IPRT) into liquid bath temperature controller.  
The temperature scale used was based on ITS-90.

### Condition of this result of calibration

1.Reference standards instruments :

<u>Instrument</u>	<u>Model</u>	<u>Serial No.</u>	<u>Certificate No.</u>	<u>Due Date</u>
1) Black Stack Thermometer	1560	8C454	23I600	30 May 2024
2) PRT Scanner Module	2562	A01303	23I600	30 May 2024
3) Industrial Platinum Resistance Thermometer	5627-12	571971	23I600	30 May 2024

2.The certificate is valid only to the item calibrated on date and place of calibration.

3.This Certification is traceable to the International System of Unit maintained through:-

-Technology Promotion Association (Thailand-Japan), NSC-ONSC Accredited No. Calibration 0008

REVIEW BY	Pitthaya Th.
APPROVED BY	Supt S
NEXT CAL. DATE	10/10/24

Calibrated by : Wasinee Sawatdee

Issue Date : 12 October 2023

Approved Signatory :

[ ] Phalinee Prabpaipal

[ ] Chatchawan Khunpiluek

[x] Wanlop Larpkern

B 0326170





Cert. No.: 23T1767

Page.: 2 of 2

**Result of Calibration:-**

Without Adjustment

Function:

Temperature measurement

Dimension of probe : Diameter 3 mm., Length 56 mm. Sheath material : Stainless Steel

Immersion <u>Depth</u> ( mm.)	Standard <u>Temperature</u> ( °C )	UUC* <u>Reading</u> ( °C )	<u>Error</u> ( °C )	<u>Uncertainty of Measurement</u> ( ±°C )
50	25.0030	24.9	-0.1030	0.12
50	30.0038	29.9	-0.1038	0.12
50	40.0040	39.9	-0.1040	0.12

**UUC\*** : Unit Under Calibration

The reported uncertainty of measurement was based on standard uncertainty multiplied by a coverage factor  $k = 2$ , providing a level of confidence of approximately 95%.

-o0o-

# Certificate of Calibration

Represent to Certificate of Calibration No. C29240007

Equipment:	Block Digestion Unit	Certificate No.:	C29240011
Model:	KT-20s	Issued Date:	22 March 2024
Serial No. (or ID.):	5720210009/5770200073	Job No.:	WO-00020429
Manufacturer:	Gerhardt	Page:	1 of 4
Condition:	In Condition	Digestion Block:	20 holes.

**Customer:** ALS Laboratory Group (Thailand) Co.,Ltd. (Rayong Branch)  
616/10 Moo 5 T.Maenam Khu, A.Pluakdaeng, Rayong 21140, Thailand.

**Environment Condition:** Temperature: 25 °C ± 0.7 °C  
Humidity: 54 %RH ± 4.1 %RH  
Voltage: 225 VAC ± 1.7 VAC

REVIEW BY	N. Banmit
APPROVED BY	[Signature]
NEXT CAL. DATE	11/07/25

1316124 ปลัดท้าวต๋อง Cal

**Calibration Place:** ALS Laboratory Group (Thailand) Co.,Ltd. (Rayong Branch)  
( Wet Chemistry Lab )  
616/10 Moo 5 T.Maenam Khu, A.Pluakdaeng, Rayong 21140, Thailand.

**Calibration By:** Mr. Thanathorn Phunook

**Calibration Date:** 11 March 2024

**The Method used:** In house method, base on by comparison with standard

**Traceability:** This certificate is traceable to the SI Units maintained by National Institute of Metrology (NIMT), Thailand through N.M. Technical Center Laboratory (NTL)  
Certificate No.: TC22/0080



(Mr. Thanathorn Phunook)

Person in charge



(Mr. Udon Srichana)

Authorized signatory

This certificate is issued the units of measurement according to the International System of Units (SI). It provides traceability of measurement to international or national standard or other recognized national standard laboratories.

The measurement uncertainty stated is the expanded uncertainty which is obtained from the standard uncertainty multiplied by the coverage factor ( $k=2$ ) to provide a level of confidence of approximately 95%. It is determined in accordance with the Guide to Expression of Uncertainty in Measurement (GUM).

These results may be affected by deviations from specified conditions. The results relate only to the items tested, calibrated or sampled. The report shall not be reproduced except in full without approval of DKSH Technology Limited.



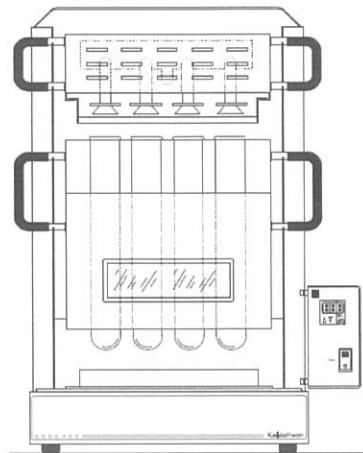
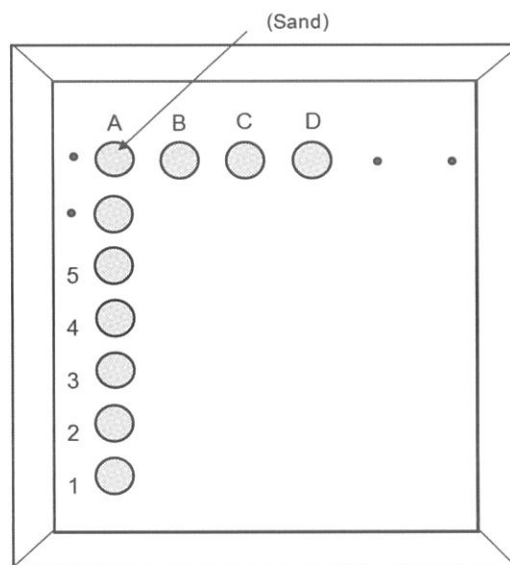


Fig. 1.: Front view



Location of standard

Fig. 2.: Digestion block

## Definitions

**Indicating Temperature:** The average reading of indicating device which forms the integral part of the Digestion block.

**Measured Temperature:** The average reading of working standard at any positions or location.

**Calibration Results:**
**Pre Calibration**

Locations	Desired (°C)	Setting (°C)	Indicating (°C)	Measured Temperature (°C)	Correction of UUC. (°C)	Uncertainty (± °C)
A1	380	380	380	401.5	21.5	1.5
A2				401.2	21.2	1.5
A3				399.1	19.1	1.5
A4				397.8	17.8	1.5
A5				395.1	15.1	1.5
B1				396.6	16.6	1.5
B2				396.1	16.1	1.5
B3				392.9	12.9	1.5
B4				391.6	11.6	1.5
B5				390.7	10.7	1.5
C1				395.3	15.3	1.5
C2				395.6	15.6	1.5
C3				392.8	12.8	1.5
C4				391.7	11.7	1.5
C5				390.3	10.3	1.5
D1				397.6	17.6	1.5
D2				396.6	16.6	1.5
D3				395.0	15.0	1.5
D4				394.2	14.2	1.5
D5				393.6	13.6	1.5

**Calibration Results:**
**Without adjustment**

Locations	Desired (°C)	Setting (°C)	Indicating (°C)	Measured Temperature (°C)	Correction of UUC. (°C)	Uncertainty (± °C)
A1	380	365	365	382.5	17.5	1.5
A2				382.4	17.4	1.5
A3				382.1	17.1	1.5
A4				379.7	14.7	1.5
A5				378.3	13.3	1.5
B1				380.1	15.1	1.5
B2				380.1	15.1	1.5
B3				378.5	13.5	1.5
B4				378.3	13.3	1.5
B5				379.1	14.1	1.5
C1				380.1	15.1	1.5
C2				380.1	15.1	1.5
C3				378.9	13.9	1.5
C4				378.2	13.2	1.5
C5				377.3	12.3	1.5
D1				380.5	15.5	1.5
D2				380.6	15.6	1.5
D3				378.1	13.1	1.5
D4				378.7	13.7	1.5
D5				377.7	12.7	1.5

The End of Certificate

## ใบตรวจสอบสภาพเครื่องควบคุมอุณหภูมิ

เลขที่ใบงาน: WO-00020429

ชนิดเครื่องมือ: Block Digestion Unit

รุ่น: KT-20s

หมายเลขเครื่อง: 5720210009/5770200073

ตรวจสอบ (รับ)		รายการตรวจเช็ค	ตรวจสอบ (ส่ง)		หมายเหตุ
11 Mar 2024			11 Mar 2024		
ปกติ	ไม่ปกติ		ปกติ	ไม่ปกติ	
		General			
<input checked="" type="checkbox"/>	<input type="checkbox"/>	1. สายไฟ	<input checked="" type="checkbox"/>	<input type="checkbox"/>	
<input checked="" type="checkbox"/>	<input type="checkbox"/>	2. การทำงาน Main Switch	<input checked="" type="checkbox"/>	<input type="checkbox"/>	
<input checked="" type="checkbox"/>	<input type="checkbox"/>	3. การทำงาน Selector Key	<input checked="" type="checkbox"/>	<input type="checkbox"/>	
<input checked="" type="checkbox"/>	<input type="checkbox"/>	4. การแสดงผล Display	<input checked="" type="checkbox"/>	<input type="checkbox"/>	
<input checked="" type="checkbox"/>	<input type="checkbox"/>	5. สภาพ Hole	<input checked="" type="checkbox"/>	<input type="checkbox"/>	
<input type="checkbox"/>	<input type="checkbox"/>	6. สภาพฝาปิด	<input type="checkbox"/>	<input type="checkbox"/>	ไม่มี
<input checked="" type="checkbox"/>	<input type="checkbox"/>	7. สภาพตัวเครื่อง	<input checked="" type="checkbox"/>	<input type="checkbox"/>	
<input checked="" type="checkbox"/>	<input type="checkbox"/>	8. สภาวะแวดล้อม ณ สถานที่ตั้งเครื่อง	<input checked="" type="checkbox"/>	<input type="checkbox"/>	

ข้อแนะนำ :

---



---



---

Mr. Thanathorn Phunook

Service Engineer